



MLM MAZZOLA S.r.l.

Sede e stabilimento:
21039 VALGANNA (VA) - ITALY
Via Roma, 57/B (Ganna) - Tel. 0332/719841 - Fax 0332/719660
www.mlmitalia.it
E-MAIL: info@mlmitalia.it PEC: mlmitalia@pec.it

Ufficio commerciale e deposito:
20154 MILANO - ITALY
Via Giusti, 40 - Tel. 02/3311321 - Fax 02/33103355
mlm.milano@mlmitalia.it

CATALOGO 2018

Vi informiamo che oltre agli articoli in catalogo trattiamo anche:

- filati
- cerniera lampo
- nastri e fettucce
- tondini in plastica
- articoli in nylon

⇒ La maggior parte degli articoli in catalogo può essere personalizzata

⇒ Tutti gli accessori metallici si possono avere nelle seguenti finiture:

ottone - ottone zaponato - ottone antico - ottone opaco

nikel - nikel antico - nikel nero - nikel opaco

oro - oro flash - oro opaco - similoro

argento - argento antico - rame - rame antico - brunito - bronzato

STANDARD




CM 12

diam. 12 mm
spessore F. 3,5 mm



CM 14

diam. 14 mm
spessore F. 3,5 mm



CM 16

diam. 16 mm
spessore F. 5,5 mm



CM 18

diam. 18 mm
spessore F. 4,5 mm



CM 318

diam. 18 mm
spessore F. 3,00 mm



CM 519

diam. 19 mm
spessore F. 3,3 mm



CM 520
con scodella

diam. 20 mm
spessore F. 4,5 mm



CM 18 LIPS

diam. 18 mm
spessore F. 4,5 mm


TUTTE LE CHIUSURE SONO DISPONIBILI NELLA VERSIONE / VERSIONS AVAILABLE:
- MONTAGGIO CON RIVETTO (R) - ASSEMBLY WITH RIVET (R)
- MONTAGGIO A MACCHINA (B) - MECHANICAL ASSEMBLY (B)

"STRONG"



CM 810/C

diam. 10 mm
spessore F. 1,9 mm



CM 812

diam. 12 mm
spessore F. 3,5 mm



CM 814

diam. 14 mm
spessore F. 3,5 mm



CM 818

diam. 18 mm
spessore F. 3,00 mm



CM 819

diam. 19 mm
spessore F. 3,00 mm



CM 820
con scodella

diam. 20 mm
spessore F. 3,00 mm



CM 1219

diam. 19 mm
spessore F. 3 mm



CM 1919

diam. 19 mm
AUTOCENTRANTE
spessore F. 3 mm



CM 814 LIPS

diam. 14 mm
spessore F. 3,5 mm



CM 818 LIPS

diam. 18 mm
spessore F. 3,00 mm

CHIUSURE MAGNETICHE/MAGNETIC LOCKS

STRONG E SOTTILI (THIN VERSION)



EU 814

diam. 14 mm
spessore F. 2,8 mm



EU 818

diam. 18 mm
spessore F. 3,00 mm



EU 1015

diam. 15 mm
spessore F. 2,9 mm



EU 1515

AUTOCENTRANTE

diam. 15 mm
spessore F. 2,9 mm



EU 1414

AUTOCENTRANTE

diam. 14 mm
spessore F. 2,8 mm



EU 1818

AUTOCENTRANTE

diam. 18 mm
spessore F. 2,8 mm

DISPONIBILI ANCHE IN FINITURE PULIMENTATE E A SPESSORE, CON PELLICOLE PROTETTIVE.

CHIUSURE MAGNETICHE / MAGNETIC LOCKS



TIPOLOGIE DI MONTAGGIO


ASSEMBLY



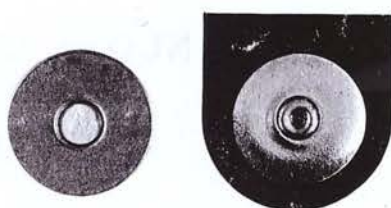
STANDARD
con alette



TIPO V - MONTAGGIO A VITE
TYPE V - SCREW ASSEMBLY



TIPO R - MONTAGGIO CON TESTA RIVETTO
TYPE R - ASSEMBLY WITH RIVET HEAD



TIPO B - MONTAGGIO A MACCHINA
TYPE B - MECHANICAL ASSEMBLY

MOLLE A STRAPPO / SNAP FASTENING



Materiale : FERRO
Material : IRON

501
14 mm

CHIUSURE MAGNETICHE/MAGNETIC LOCKS
"OFFICIAL ROMAG LICENSE"
BREVETTATE PER U.S.A.



CM 597

diam. 14 mm



CM 596

diam. 18 mm



CM 1419

diam. 19 mm



CM 896
STRONG

diam. 18 mm

CHIUSURE CON MAGNETE - MAGNETIC LOCKS



GUZ 1039

GUZ 1011

GUZ 1051



diametro 30 mm



23 mm x 23 mm



55 mm x 25 mm

WA 3818



20 mm x 35 mm

GUZ 3949




CHIUSURA MAGNETICA A PERNO



CP 1417

BOTTONE MAGNETICO PER TENDE



WL 1614 + WL 1615

BOTTONE MAGNETICO DA CUCIRE



mm 18

BOTTONI MAGNETICI - MAGNETIC BUTTONS



con schermatura protettiva antimagnetismo verso l'interno

BM 2114




diam. 14 mm

BM 2118



diam. 18 mm

BM 2138



doppio magnete
38x18 mm

BM 1120/25



diam. 20x2,5 mm



BM 2014



BM 2018



MAGNETI NDM



4x2



6x2



9,5x1



12x2



14x3



15x2



18x2



18x3



20x2



20x3



23x3

Disponibili anche altre dimensioni
Available also other sizes



12x6x2



17,5x7,5x1,5



20x10x2



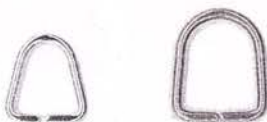
30x10x2



50x10x1,5

Disponibili anche altre dimensioni
Available also other sizes

ANELLI per Tiralampo



D 8x9x1,50 D 10x12x1,50

ANELLI D RINGS D



Misure in mm.
Sizes in mm.

8x2	18x2,4	22x3	30x3,5
10x2	18x2,8	22x3,5	30x4
12x2	18x3	22x4	30x5
13x2	20x2	25x2,5	35x3,5
14x2	20x2,5	25x2,7	35x4
14x2,2	20x2,7	25x3	35x5
14x2,4	20x3	25x3,2	36x4
16x2	20x3,5	25x3,5	40x3,5
16x2,5	20x4	25x4	40x4
16x3	22x2,4	28x3	40x5
17x3,5	22x2,7	30x3	45x5
18x2	22x2,8	30x3,2	50x5

misure speciali
special sizes

5x 7x1,5
10x 6x2
26x17x3
26x21x3
35x20x4
35x20x4,5
35x20x5
40x20x4
40x20x5
45x31x3
45x31x4
50x20x3

ANELLI TRIANGOLARI RINGS TRIANGULAR



Misure in mm.
Sizes in mm.

11x10x1,8
30x25x3
35x28x3
40x30x3

ANELLI QUADRATI RINGS SQUARE



Misure in mm.
Sizes in mm.

8x 8x2	20x20x4
15x15x3	22x22x3
15x15x4	22x22x4
20x20x2,5	25x25x3,5
20x20x2,8	25x25x4
20x20x3	30x30x4
20x20x3,5	30x30x5


ANELLI RETTANGOLARI RINGS RECTANGULARER



Misure in mm.
Sizes in mm.

9x 6x2	20x17x3	25x17x3,5	35x10x2
14x10x2	22x15x2,7	25x20x4	35x20x3
15x10x3	23x15x2,7	30x10x4	35x20x3,5
17x14x2,5	23x15x3	30x18x3	40x10x2
18x13x2,2	24x 9x3	30x20x3	40x10x4
20x 9x2,4	25x10x2	30x20x3,5	40x20x3
20x10x2	25x14x3	30x20x4	40x20x3,5
20x15x2,5	25x15x2,5	30x22x4	40x20x4
20x15x2,7	25x15x2,7	30x25x3,2	40x25x4
20x15x3	25x15x3	30x25x3,5	50x15x3
20x15x4	25x17x2,8	33x18x4	

ANELLI OVALI RINGS OVAL



Misure in mm.
Sizes in mm.

15x 8x2	26x14x4	33x18x3
15x 8x2,5	26x15x3	33x18x4
15x 8x3	26x15x4	33x18x5
15x 8x3,5	28x 7x2,5	34x10x2,5
16x 9x3	29x 7x3	38x13x4
18x 6x2,5	29x24x5	40x 8x3
20x 7x3	32x10x3	40x 8x4
20x 8x4	32x10x3,5	44x15x4
22x11x3	32x10x4	45x15x5
24x10x4	32x13x4	50x30x5
26x 7x3	32x17x3	70x15x5
26x14x3	32x17x4	
26x14x3,5	32x17x5	

ANELLI TONDI RINGS ROUNDS



Misure in mm.
Sizes in mm.

5x1	13x2,5	25x3,2
5x1,5	15x2	25x3,5
6x1,5	15x2,5	25x4
6x2	15x3	27x3
7x1,5	17x2,5	27x4
7x2	18x2	28x5
8x1,5	18x2,5	30x3
8x2	18x3	30x4
10x1,5	20x2	30x5
10x1,8	20x2,5	32x3
10x2	20x3	32x4
10x2,5	20x3,5	35x3
11x2,5	20x4	35x4
12x2	22x3	35x4,5
12x2,5	22x4	35x5
12x3	25x3	40x4
		40x5

FIBBIE A RULLO BUCKLES WITH ROLLER



Art.

Misure in mm.
Sizez in mm.

R 204	20x20x4
R 254	25x20x4
R 304	30x20x4
R 354	35x20x4

PASSANTI LOOPS



Art.

Misure in mm.
Sizes in mm.

P 188	18x8x3x1,5
P 209	20x9x3x1,5
P 229	22x9x3x1,5
P 259	25x9x3x1,5
P 309	30x9x3x1,5
P 351	35x10x3,5x1,7
P 401	40x10x3,5x1,7
P 501	50x10x4x2
P 601	60x10x4x2

Materiale : FERRO - OTTONE
Finitura : OTTONATA - NICHELATA - DORATA
OTTONE ANTICO - NIKEL NERO

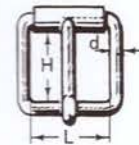
Material : IRON - BRASS
Finishing : BRASS, NICKEL and GOLD-PLATED
OLD BRASS - BLACK NICKEL

FIBBIA A RULLO "PESANTE"



Art. 8

L x H	d
16 x 12	3,4
18 x 14	3,4
30 x 23	4,9
35 x 25	5
40 x 30	6
45 x 27	7
50 x 30	7

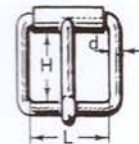


FIBBIA A RULLO "LEGGERA"



Art. 20

L x H	d
12 x 10	2
14 x 12	2,4
16 x 12	2,4
18 x 15	3
20 x 15	3

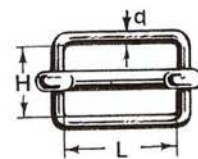


SCORREVOLE "PESANTE"



Art. 13

L x H	d
20 x 18	4
25 x 20	4
30 x 22	4
35 x 19 **	3,4
35 x 25	4,5
40 x 16	4
40 x 20	4
50 x 20	4
60 x 25	4

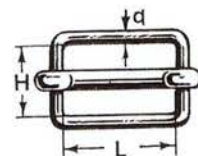


SCORREVOLE "LEGGERO"



Art. 25

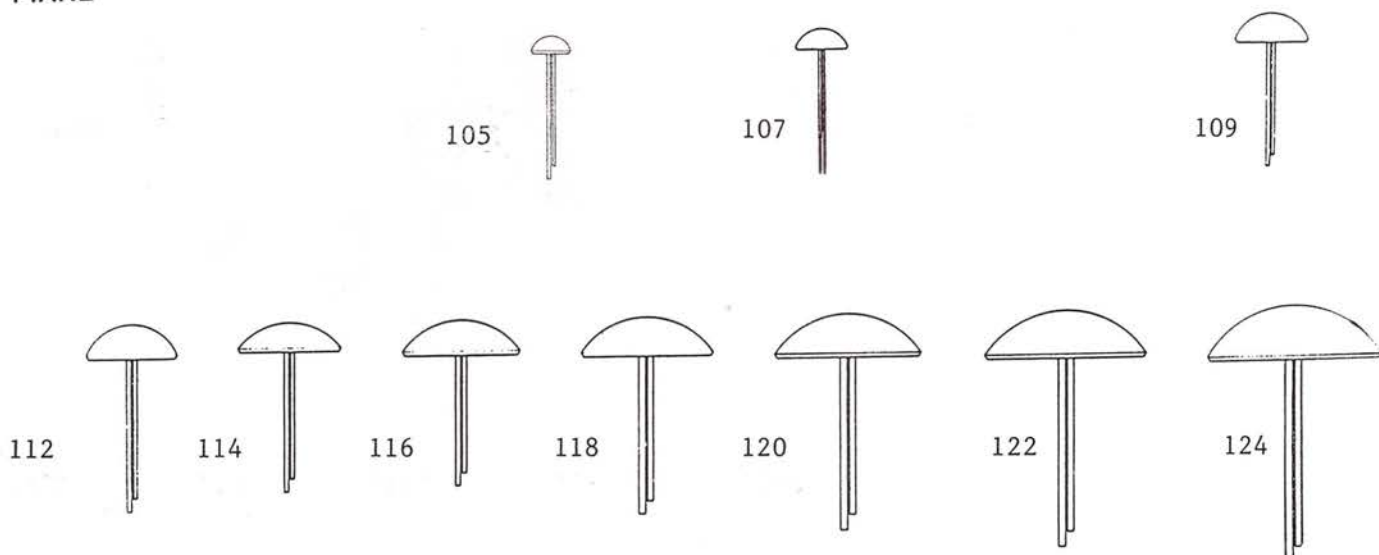
L x H	d
16 x 11	1,8
20 x 12	2,2
20 x 14	2,4
20 x 14	2,8
30 x 16	2,8
30 x 18	3
40 x 20	2,8



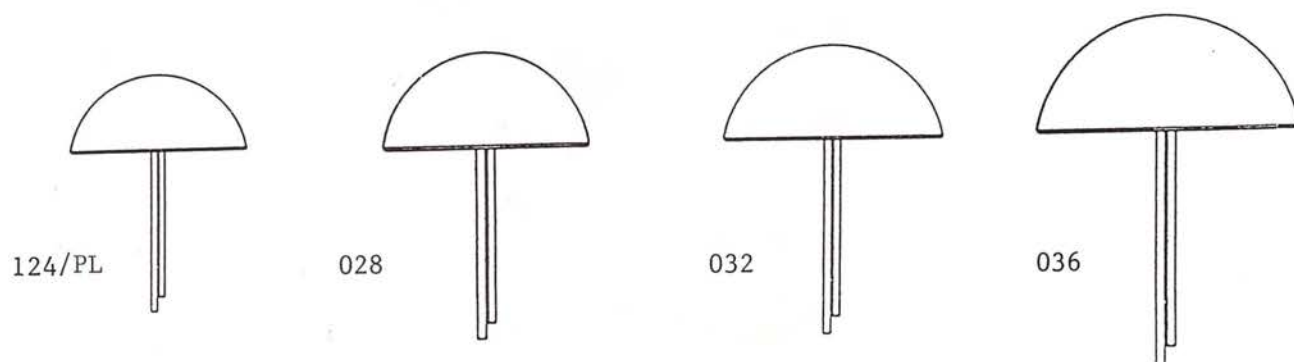
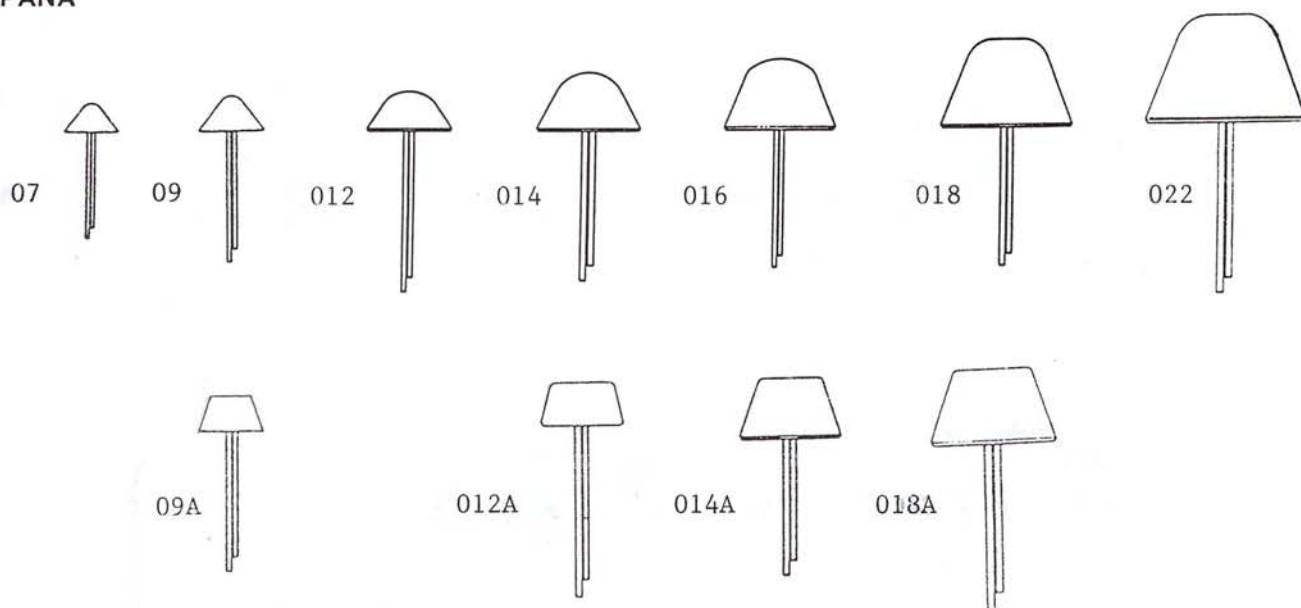
BORCHIE

Materiale: **FERRO - OTTONE**

PIANE



A CAMPANA



RIVETTI



TESTA	OLGO	OLGO CALOTTATO
 T 31 Ø 4,8 mm	 OL 31	Disponibile anche olgo calottato (con testa) Available also double (olgo with head) OL 31/D 
 T 32 Ø 5,5 mm	 OL 32 P-1	Disponibile anche olgo calottato (con testa) Available also double (olgo with head) OL 32/D 
 T 33 Ø 7 mm	 OL 33/8	 OL 33/8/2 Ø 7 mm
	 OL 33/9	 OL 33/9/2 Ø 7 mm
	 OL 33/10	 OL 33/10/2 Ø 7 mm
 T 34 Ø 9 mm		 OL 34/8/2 Ø 9 mm
		 OL 34/9/2 Ø 9 mm
		 OL 34/10/2 Ø 9 mm
 T 36 Ø 11 mm	 OL 36/8	 OL 36/8/2 Ø 11 mm
	 OL 36/10	 OL 36/10/2 Ø 11 mm
	 OL 36/12	 OL 36/12/2 Ø 11 mm


 T 37
 A mm 13,00
 B mm 4,00
 C mm 4,60

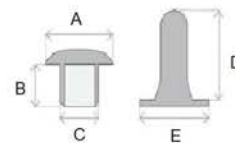

 OL 37


 OL 37 -1/2


 OL 37/D


 OL 37/D-1/2

D mm 11,50 14,00 11,00 13,50
 E mm 11,60 11,60 13,00 13,00




 T 41
 A mm 13,00
 B mm 9,20
 C mm 6,00


 OL 41


 OL 41/D

D mm 18,00 18,00
 E mm 12,00 13,00

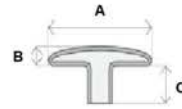

 T 42
 A mm 11,00
 B mm 3,80
 C mm 4,80


 OL 42


 OL 42/D

D mm 15,00 14,00
 E mm 9,60 11,00

TESTE BOTTONE UTILIZZABILI CON CHIUSURE MAGNETICHE



12 mm

A mm 12,00
B mm 2,40
C mm 4,80 - H4
mm 6,80 - H7



14 mm

A mm 14,00
B mm 2,50
C mm 4,64 - H4
mm 6,85 - H7



15 mm

A mm 15,00
B mm 2,60
C mm 4,50 - H4
mm 6,60 - H7



17 mm





A mm 17,00
B mm 2,70
C mm 4,40 - H4
mm 6,70 - H7



20 mm

A mm 20,00
B mm 2,20
C mm 5,00

RIVETTI AUTOOPERFORANTI



RIVETTI TESTE SPECIALI



TESTE SFERICHE - TS



TESTE PIATTE - TP



TESTA	TESTA	TESTA	TESTA	TESTA	TESTA

TESTE CONO



TESTE TRONCO DI CONO - TC



Realizzati sia in ferro che in ottone, anche nella versione autoforante

TESTA 33 CONICA	TESTA 33 T.CONO	TESTA 34 CONICA	TESTA 36 T.CONO	TESTA 37 T.CONO

TESTE PIRAMIDE



BULLINI (PIATTE A SFERA)



TESTE TB



Olgo 33 DTB



Olgo 36 DTB

TESTE ESAGONALI



TESTE PALLA



BOTTONI A PRESSIONE AF



TESTA

MOLLA

GODRONATO

OLGO



0

Ø 12,5



Ø 14



1



BOTTONI A PRESSIONE KF

TESTA

MOLLA

GODRONATO

OLGO

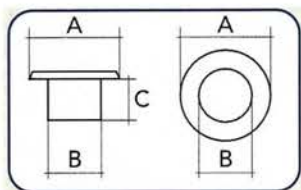


1



2

OCCHIELLI STANDARD



ART

A
B
C



VL-21
12.8
7.5
6.5



VL-31
15
8.5
6.5



VL-40
18.5
10
5.5



VL-50
22
12.5
6.5



VL-60
24
15.5
6.3



VL-70
29.7
15.8
7.1

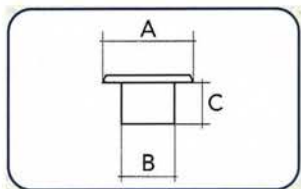


VL-80
33.8
19.5
7.5

ART

A
B
C

OCCHIELLI TESTA PIANA



ART

A
B
C



VL31TP
15
8.5
5



VL40TP
18.5
10
6



VL50TP
22.5
12.5
7



VL60TP
25.5
14.5
6

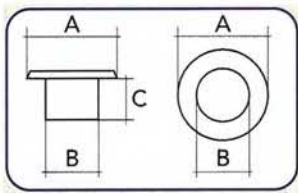


VL70TP
28.5
15.5
8



VL80TP
34
19.5
8

OCCHIELLI TESTA BOMBATA



ART	OB50	ROB50	ROB50M	OB-60	RA-OB60	RA-OB60M
A	21	21	21	24.5	24.5	24.5
B	12.2	12.5	12.5	14.5	15	15
C	6		3	6		3.5



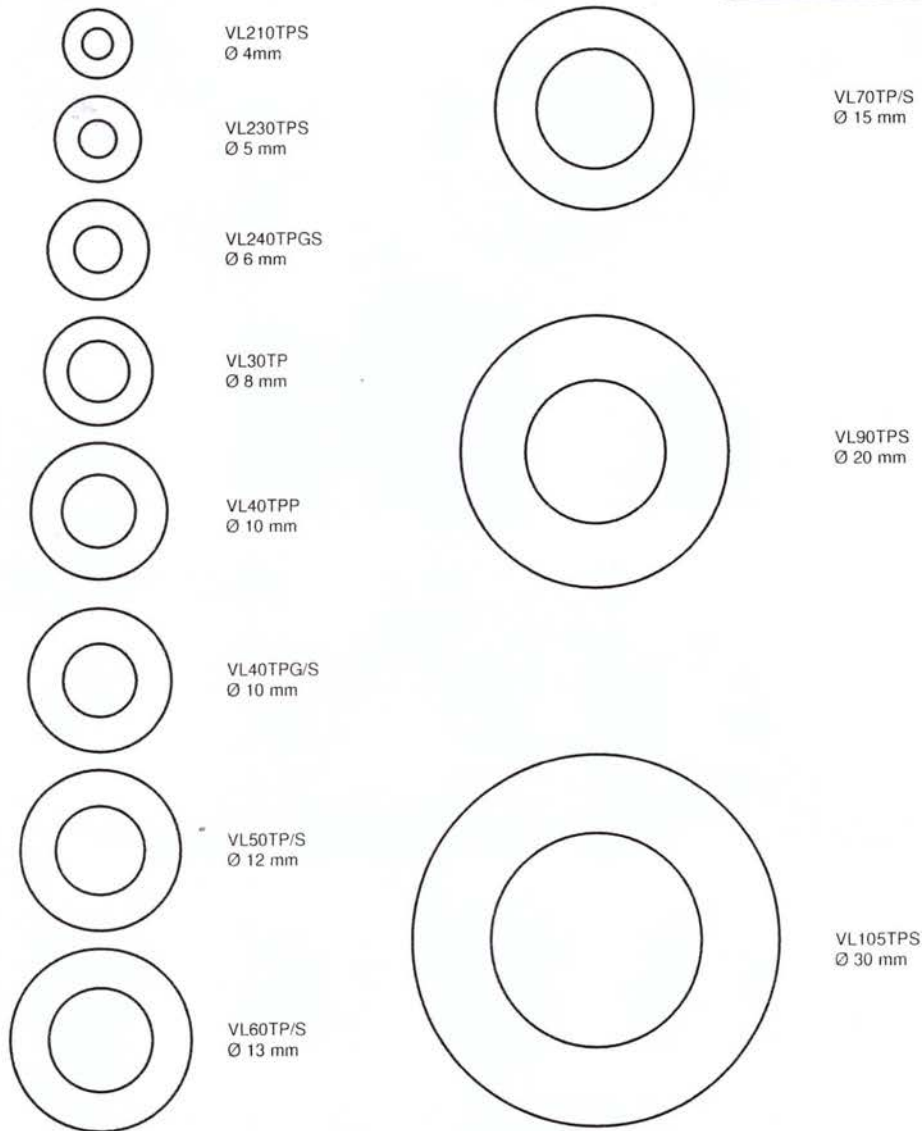
ART	OB70	ROB70	OB70M	OB80	ROB80
A	28.5	28.5	28.5	35	34.5
B	16.5	16.7	16.7	20	22
C	8.5		3.5	9.5	

Occhielli in OTTONE finitura LUX



DIMENSIONI REALI - DIMENSIONS RÉELLES - REAL SIZES

TESTA PIATTA (TP)



EXTRA LARGE



VL240XLP: Ø 6.0



VL40XLP: Ø 10.0



VL60XLP: Ø 14.0



VERSIONE LISCIA



VERSIONE CON SMALTO



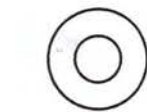
VERSIONE CON GLITTER

Occhielli in OTTONE finitura LUX




DIMENSIONI REALI - DIMENSIONS RÉELLES - REAL SIZES

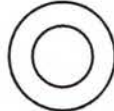
TESTA BOMBATA (BS)



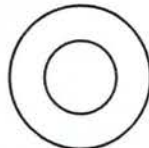
VL240BS
Ø 6 mm



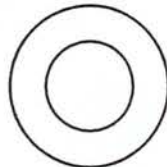
VL21B
Ø 7 mm



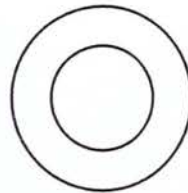
VL30B
Ø 8 mm



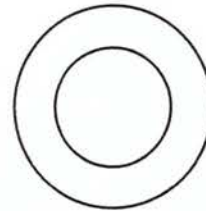
VL40B/S
Ø 10 mm



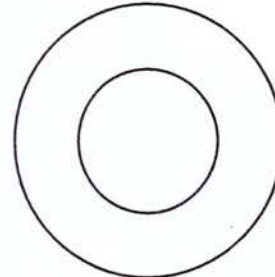
VL50B/S
Ø 12 mm



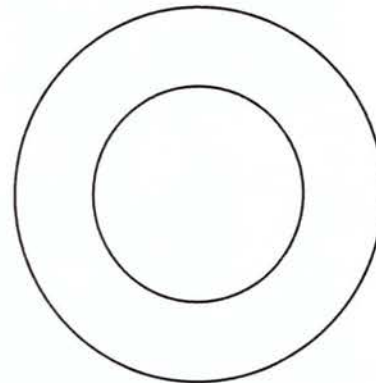
VL60B/S
Ø 13 mm



VL70B/S
Ø 15 mm



VL90BS
Ø 20 mm

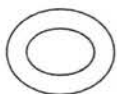


VL105B/S
Ø 30 mm

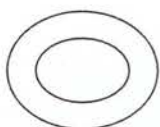
ELLISSE



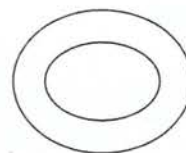
EL45/65: Ø 4.5 X 6.5



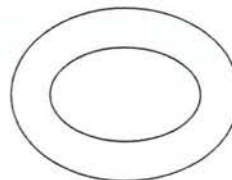
EL65/95: Ø 6.5 X 9.5



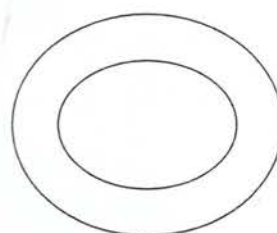
EL90/130: Ø 9.0 X 13.0



EL110/160: Ø 11.0 X 16.0

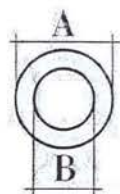
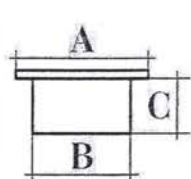


EL130/210: Ø 13.0 X 21.0



EL180/250: Ø 18.0 X 25.0

OCCHIELLI PICCOLI



CHIUSURA RULLINO
FERMETURE ROULLEE
ROLLINE CLOSE



CHIUSURA STELLA
FERMETURE ETOILEE
STARRING CLOSE



058
A 6,0
B 3,6
C 4,2



1054
A 7,5
B 4,5
C 3,5



052
A 8,7
B 5,0
C 4,4



1351
A 9,5
B 5,5
C 4,7



ranella
A 9,5
B 6

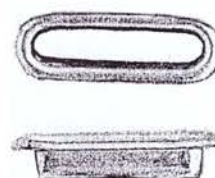
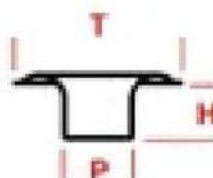


1450
A 11,5
B 6,7
C 5



ranella
A 11,7
B 7,3

OCCHIELLI OVALI



	T	P	H
O 72	24 x 9,5 mm	7,5 x 4 mm	5,3 mm
O 76	29 x 10,5 mm	22 x 4 mm	5 mm
O 77	32,5 x 13 mm	24 x 5 mm	5,8 mm
O 79	40 x 13,5 mm	31,3 x 4,5 mm	5 mm
OV 70	13 x 10 mm	6,5 x 4 mm	4 mm
OV 212	36 x 26 mm	23 x 14 mm	9 mm
OV 213	36 x 26 mm	22,5 x 13,5 mm	6,5 mm
OV 411	61 x 30 mm	40 X 13,5 mm	9 mm

OCCHIELLI ZAMA



OCH1701/11



OCH1701/12



OCH1701/14



OCH1701/20



OCH1799/10



OCH1805/15



OCH1820/30



OCH1815



OCH1810/25




OCH1810/30




OCH1810/50

OCCHIELLI in ZAMA



PE031




PE121

PE130

PE137

PE140




PE070



PE138




PE139



PE181




PE146




PE147




PE097



PE098

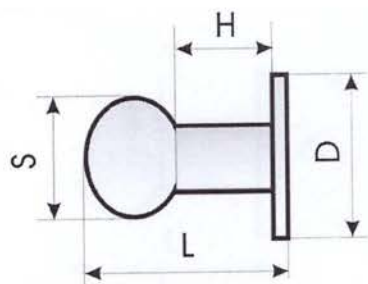


PE159



C084

POMOLI IN OTTONE FILETTATI



2043

D	L	H	S	FILETTO
7	8	4	4,5	M3



502

D	L	H	S	FILETTO
9	8	4	4,5	M3



505

D	L	H	S	FILETTO
9	7	2,7	6,5	M3



020

D	L	H	S	FILETTO
9	9	4,3	6	M3



2270/E

D	L	H	S	FILETTO
10	10	4	7	M3



501

D	L	H	S	FILETTO
9	10	4	8	M3



021

D	L	H	S	FILETTO
10	13	6	7	M3



2871

D	L	H	S	FILETTO
12	12	6	8	M3



2280/E

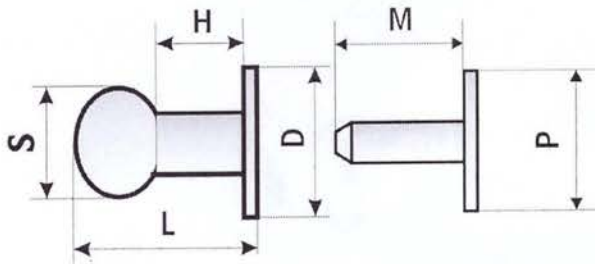
D	L	H	S	FILETTO
15	12	5,5	10	M3



ATTENZIONE LE VITI VENGONO FORNITE SEPARATAMENTE:
 VITI 3x5
 VITI 3x6
 VITI 3x7
 DISPONIBILI ANCHE VITI CON MISURE SPECIALI

**Disponibili altri
 modelli
 Available other
 models**

POMOLI IN OTTONE A PRESSIONE



505/p

D	L	H	S	P	M
9	7	2,7	6,5	8	5



2043/p

D	L	H	S	P	M
7	8	4	4,5	6,5	6



502/p

D	L	H	S	P	M
9	8	4,4	4,5	6,5	6



020/p

D	L	H	S	P	M
9	9	4,5	6	8	7



501/p

D	L	H	S	P	M
9	10	4	8	8	7



2278/p

D	L	H	S	P	M
10	10	4,8	6,7	10	7

POMOLI ATTACCO



2046

attacco 8x8 c/anello 8x2 m3 ot.



3385

attacco 9x10 c/anello 10x2 m3 ot.

**Disponibili altri
modelli
Available other
models**

VITI GEMELLE IN OTTONE



VITE GIRELLO



5365/M



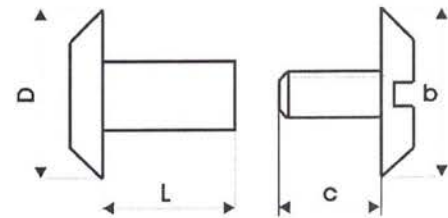
VITE FEMMINA 8380/5/F



2031/2



ARTICOLO	D	L	c	b
2031/2-4	9	4	4	9
2031/2-5	9	5	4	9
2031/2-6	9	6	4	9



2031/2/ E



ARTICOLO	D	L	c	b
2031/2-4/E	9	4	4	8
2031/2-5/E	9	5	5	8
2031/2-6/E	9	6	5	8

Femmina in ottone
Maschio in ferro

8380



ARTICOLO	D	L	c	b
8380/4	9	4	4	8
8380/5	9	5	5	8
8380/6	9	6	5	8
8380/7	9	7	5	8

Femmina in ferro

8838



ARTICOLO	D	L	c	b
8838/4	9	4	4	9
8838/5	9	5	4	9
8838/6	9	6	4	9
8838/7	9	7	4	9

Femmina in ottone
Vite in ferro

SALVACOSTE



2092

Ø 10x12 mm.
(Ø 11x14 mm.)
(Ø 11x17 mm.)



3446



502

(Ø 11x14)

ANELLI BRISE STAMPATI



art. 224
mm 10/S



art. 225
mm 14/S



art. 130
mm 17/S



art. 82
mm 20/S



art. 50
mm 22/S



art. 68
mm 26/S

MISURE DISPONIBILI (misura interna /SIZE AVAILABLE (inside) :

mm 7,5 - 10 - 12 - 14 - 17 - 20 - 22 - 23,5 - 25 - 26 - 28 - 30 - 32 - 34 - 40 - 50.

ANELLI BRISE NON STAMPATI (tipo economico)



Ø 25

MISURE DISPONIBILI (misura interna) / SIZE AVAILABLE:

mm 5 - 7,5 - 10 - 12 - 14 - 18 - 20 - 22 - 25 - 28

ANELLI PORTACHIAVI - FILO PIATTO



art. 237
mm 21,5



art. 227
mm 22



art. 238
mm 25



art. 205
mm 27



art. 299
mm 30



art. 363
mm 35



art. 486
mm 45



MADE IN ITALY
art. 316



brisé CUORE



brisé OVALE

ANELLI PORTACHIAVI - FILO PIATTO LEGGERI



art. 361
mm 20



art. 427
mm 23,5



art. 238/L
mm 25



art. 362
mm 28



art. 241/L
mm 30

PORTA DOLLARI



VA 057/70



VA 057/75




VA 057/80
VA 057/85

MOLLE PAC PAC

Misure/size:

mm 92 -art. 34
mm 88 -art. 35
mm 75 -art. 36



LAMELLE PER OCCHIALI

mm 85x10
mm 85x15



ANELLI APRIBILI



Misure disponibili/
size available:

- 20 mm
- 25 mm
- 32 mm
- 40 mm
- 50 mm
- 60 mm
- 75 mm

PORTACHIAVI A MOSCHETTONE



Art. 26.1
3 ganci - 1 foro



Art. 26
3 ganci - 2 fori



Art. 24
4 ganci - 2 fori



Art. 22
6 ganci - 2 fori



Art. 47
3 ganci - 2 fori



Art. 48
4 ganci - 2 fori



Art. 49
6 ganci - 2 fori



Art. 367
con ganci in ZAMA
disponibile/available : 6 - 8 ganci

PORTACHIAVI

Possibilità di scegliere gli anelli da montare
You can choose the keyring



ART. 433
NEUTRO CON SEDE
apertura 20 mm



ART. 406
NEUTRO CON SEDE
apertura 20 mm



ART. 466
NEUTRO CON SEDE
apertura 20 mm



ART. 390
NEUTRO CON SEDE
apertura 14 mm



ART. 432
NEUTRO CON SEDE
apertura 20 mm



WA 3962 (bombato c/viti)
30 mm



WA 1734 (piatto c/perni)
30 mm



ART. 484
NEUTRO e CON SEDE
doppia apertura 20 mm



D/0200 - 35 mm



ART. 315
15 mm



ANGOLI



art. 163/21
mm 12x12



art. 164/22
mm 14,5x14,5



art. 165/23
mm 17x17



art. 166/24
mm 20x20



art. 167/29
mm 17x17



art. 168/30
mm 17x17



art. 169/31
mm 17x17



art. 170/32
mm 17x17



art. 171/33
mm 15,5x15,5



art. 172/35
mm 16x16



art. 173/34
mm 15x15



art. 174/37
mm 16x16



art. 175/36
mm 16x16



art. 176/38
mm 16x16



art. 201/28
mm 17x17



art. 202/39
mm 16x16



art. 235/25
mm 16x16



art. 236/26
mm 16x16



art. 209
mm 17x17



art. 317
mm 17x17



art. 231/40
mm 15x15



art. 318
mm 15x15



art. 234/41
mm 16x16



art. 259/55
mm 24x24

ANGOLI



art. 178/45
mm 23x23



art. 179/42
mm 23x23



art. 210/49
mm 23x23



art. 191/44
mm 23x23



art. 190/43
mm 23x23



art. 183/46
mm 24x24



art. 287
mm 24x24



art. 182
mm 26x26



art. 212/52
mm 29x29



art. 211/51
mm 29x29



art. 229/53
mm 30x30



art. 230/54
mm 30x30



art. 246/50
mm 30x30



art. 261/56
mm 30x30



art. 262/57
mm 30x30



art. 263/58
mm 30x30



art. 180/48
mm 31x31



art. 181/47
mm 31x31

Fascette e Graffette



Art. 78
mm 5x5



Art. 132
mm 10x8



Art. 140
mm 12x12



Art. 289
mm 9x15



Art. 58
chiusa mm 12x6,70
aperta 12x7,00



Art. 45
mm 6x14



Art. 44
mm 6x12



Art. 43
mm 6x9
rigata o ricamata



Art. 118
mm 8,5x13,00



Art. 42
mm 6x6



Art. 136
mm 9x9



Art. 131
mm 11x6



Art. 56
mm 6x25



Art. 57
mm 6x30



Art. 55
mm 6x20



Art. 147
mm 12x9



Art. 10-10
mm 10x10



Art. 10-12
mm 10x12



Art. 256
mm 15x10



Rigata

Art. 69
mm 6x13



Liscia



Art. 69
mm 10x13



Art. 275
mm 7x7



Art. 255
mm 8x8,5



Art. 270
mm 10x5,00



Art. 295



Art. 296



Art. 297



Art. 54
mm 6x15



Liscia

Art. 59
mm 10x15
mm 12x15



Rigata



Art. 148
mm 7x8



Art. 374



Art. 110
8,0x 4,7x 6,2 mm



Art. 453



Art. 477
mm 15x17

ANELLINI APERTI



<p>art. 30 Ø int. mm. 6,6 apertura mm. 2,8 filo mezzo tondo mm. 2,5x1,25</p>	<p>art. 60 Ø int. mm. 8,5x3 apertura mm. 2 filo mezzo tondo mm. 2x1</p>	<p>art. 149 Ø int. mm. 4 filo mm. 1</p>	<p>art. 200 Ø int. mm. 7,3x2 apertura mm. 1,9 filo mm. 1</p>	<p>art. 31/185 Ø int. mm. 8x10 apertura mm. 3,7 filo mezzo tondo mm. 2,9x1,45</p>	<p>art. 80 Ø int. mm. 7,3 apertura mm. 3,1 filo mm. 1,5</p>
<p>art. 196 Ø int. mm. 11,6 apertura mm. 5,5 filo mm. 2</p>	<p>art. 213 Ø int. mm. 8x4 piattina mm. 4x0,80</p>	<p>art. 32 Ø int. mm. 7,9x5 filo mezzo tondo mm. 2x1</p>	<p>art. 117 Ø int. mm. 8,7 apertura mm. 3 filo mm. 2,2</p>	<p>art. 197 Ø int. mm. 12,8x6 apertura mm. 4,5 filo mezzo tondo mm. 2,9x1,45</p>	<p>art. 214 Ø int. mm. 6 filo mm. 1,5</p>
<p>art. 33 Ø int. mm. 7x4 filo mezzo tondo mm. 2x1</p>	<p>art. 124 Ø int. mm. 7,3 apertura mm. 3 filo mm. 1,9</p>	<p>art. 199 Ø int. mm. 5,7 apertura mm. 1,8 filo mm. 1</p>	<p>art. 215 Ø int. mm. 7,5 filo mm. 1,9</p>	<p>art. 216 Ø int. mm. 8 filo mm. 1,4</p>	<p>art. 252 Ø int. mm. 6,5x3,5 apertura mm. 3 piattina mm. 2x0,90</p>
<p>art. 294 Ø int. mm. 11x6,5 filo mm. 2,2</p>	<p>art. 366 Ø int. mm. 5x3 apertura disallineat. mm. 1,6 filo mm. 0,70</p>	<p>art. 218 Ø int. mm. 6 apertura mm. 2,8 filo mm. 1,4</p>	<p>art. 277 Ø int. mm. 6,5 apertura mm. 1,4 filo mm. 1,2</p>	<p>art. 327 Ø int. mm. 8x6 apertura mm. 3 filo mezzo tondo mm. 1,3x2,55</p>	<p>art. 389 Ø int. mm. 6x5 apertura mm. 2,2 filo mezzo tondo mm. 2x1 taglio a coda di rondine</p>
<p>art. 219 Ø int. mm. 7,8x4,5 apertura mm. 3 filo mezzo tondo mm. 2x1</p>	<p>art. 278 Ø int. mm. 17 apertura mm. 7,5 filo mm. 2</p>	<p>art. 328 Ø int. mm. 7 apertura mm. 4 filo mezzo tondo mm. 2,9x1,4</p>	<p>art. 402 anello triangolare mm. 8x10 int. filo ottone mm. 1,5</p>	<p>art. 220 Ø int. mm. 7,7x4,5 apertura mm. 3 filo mezzo tondo mm. 2,5x1,25</p>	<p>art. 290 Ø int. mm. 9,5 apertura mm. 2,3 filo mm. 1,4</p>
<p>base mm 15</p> <p>art. 336 triangolo filo mm. 1 base mm. 10/15/20 int. (3 misure)</p>	<p>art. 279 anello triangolare mm. 14x12 int. filo mm. 2</p>				

Groumette



Disponibili in: Alluminio / Ferro / Ottone
Available in: Aluminium / Iron / Brass

G 100



G 120



G 120
LUNGA



G 140
LUNGA



G 150



G 150 - 10



G 200



G 200 - 12



G 200 - 14
(Grande)



G 220




G 250



Disponibili in: Alluminio / Ferro / Ottone
Available in: Aluminium / Iron / Brass



G 300



G 400



GROUMETTE DIAMANTATE 2 LATI


G 200-D



G 250-D



G 250
LUNGA-D




G 300-D



G 350-D













G 400-D



CATENE SPECIALI



G 180 ROMBO	 	FERRO IRON
T 1302	 	FERRO IRON
SM 125	 	FERRO IRON
SM 130	 	FERRO IRON
F 181	 	FERRO IRON
F 80	 	OTTONE BRASS
F 100	 	OTTONE BRASS
A 0010	 	OTTONE BRASS
G 300-16 BATTUTA	 	OTTONE BRASS

CATENE SPECIALI

Disponibili in: Alluminio / Ferro / Ottone
Available in: Aluminium / Iron / Brass



DIAMANTATA 2 - L



OTTONE
BRASS

DIAMANTATA 4 - L
G 200 - 25



OTTONE
BRASS

DIAMANTATA 6 - L
G 200




ALLUMINIO

DIAMANTATA 6 - L
G 200-27



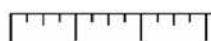
OTTONE
BRASS

DIAMANTATA 8 - L
G 250



OTTONE
BRASS

EC 18116



OTTONE
BRASS

NH 4907



OTTONE
BRASS

A 6103



OTTONE
BRASS

ATTACCHI PER CATENE



ATZ 474/28 mm



ATZ 474/35 mm



MOSCHETTONI SIMPLEX GA 46



mm. 30



mm. 35



mm. 40



mm. 45



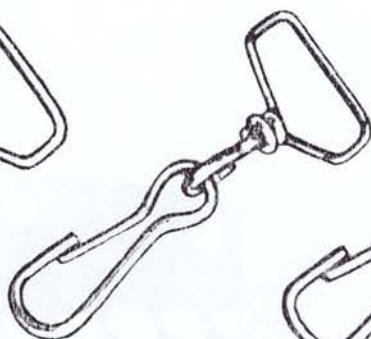
mm. 50

I MOSCHETTONI SIMPLEX si fabbricano anche nelle misure da
mm. 25 - 60 - 70

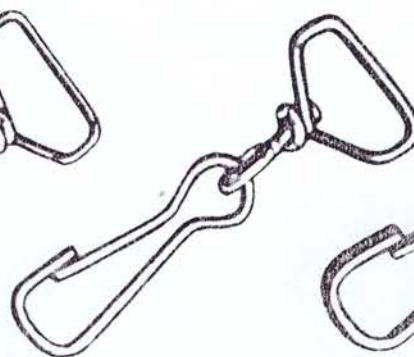
MOSCHETTONI RETTANGOLARI GA 677



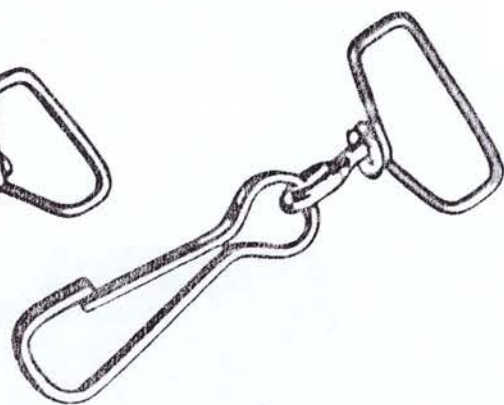
mm. 30x20



mm. 35x20



mm. 40x20



mm. 50x25

I MOSCHETTONI RETTANGOLARI si fabbricano nelle misure da mm. 25x15 - 30x15 - 30x20
35x15 - 35x20 pes. - 35x25 - 35x25 pes. - 35x30 - 40x15 - 40x20 - 40x22 - 40x25
40x30 - 45x25 - 45x30 - 50x25 - 50x30



ANELLI MOSCHETTONE - FILO TONDO

mm 18 - 22 - 25 - 30 - 35 - 40 - 50 - 60



mm 13



mm 18



mm 22



mm 25



mm 30



mm 35



mm 40

ANELLI MOSCHETTONE - FILO QUADRO (FLAT)

mm 13 - 20 - 22 - 25 - 30 - 38



mm 13



mm 22



mm 25



**Cuore - Heart
40 mm e 50 mm**



Ovale 37x19x4



Ovale 30x20x4



Ovale 35x25x4

Attacco con graffetta



MV 4586/S

finalino/linguetta



VA 274

Anello a moschett. filo tondo con anello girevole



diam. 30 mm

20 mm

art. 26198

attacco 20 mm + anello moschettone 30 mm

art. PL 48/20

20 mm



diam. 40 mm

attacco 20 mm + anello moschettone 40 mm

MOSCHETTONI ZAMA



art. 1015/00



art. 1016



art. 1014/13



art. 1013/13



art. 1054/8



art. 1054/10



art. 1054/15



art. 1054/20



art. 1028/8



art. 1028/10



art. 1028/13



art. 1028/15



art. 1028/20



art. 1069/14



art. 1052/17



art. 1052/20



art. 1052/25



art. 1051/10



art. 1051/12



art. 1051/15



art. 1051/20



art. 1058/20



art. 1048/20



art. 1053/10



art. 1022/12



art. 1022/15



art. 1022/20



art. 1028/12



art. 1021



art. 1034



art. 1049/15



art. 1049/25



art. 1026



art. 1025/8



art. 1025/15



art. 1025/20



art. 1012/10



art. 1012/12



art. 1019/15



art. 1011/20



art. 1011/15



art. 1020/17



art. 1020/20



art. 1020/25



art. 1018/8



art. 1018/10



art.1018/12



art. 1018/13



art. 1018/15



art.1018/20



art. 1017/15



art. 1017/17



art. 1017/20



art. 1017/25



art. 1046/12



art. 1046/15



art. 1046/20



art. 1046/25



art.1046/30



art. 1046/35



art. 1046/40



art. 1046/45



art. 1036/12



art. 1036/15



art. 1036/20



art. 1036/25



art. 1036/30



art. 1036/35



art. 1036/40



art. 1036/45



art. 1036/50



art. 1039/25



art. 1039/30



Misure/Size art. 1039: mm 10 - 12 - 15 - 20 - 25 - 30 - 35 - 40 - 50.

art. 1024/15

art. 1024/20

art. 1024/30

art. 1024/40



Misure/size art. 1024: mm 12 - 15 - 20 - 25 - 30 - 35 - 40 - 45 - 50.

art. 1032/25

art. 1032/40

art. 1023/18

art. 1023/20

art.1023/25



art. 1030/15

art. 1030/25

art. 1030/30

art. 1030/35

art. 1030/25-s



Misure/size Art. 1030: mm 12 - 15 - 20 - 25 - 30 - 35 - 40 - 45 - 50

art. 1031/ 25



art. 1031/40



art. 1044/00



art. 1043/00



art. 1042/00



art. 1040/00



art. 1072/15



art. 1072/25



art. 1072/35



Misure/Size art. 1072: mm 15 - 20 - 25 - 30 - 35.



art. 1005/18



art. 1004/12



art. 1004/17



art. 1004/20



art. 1004/30



art. 1003/20



art. 1003/30



art.1003/40



art. 1002/20



art. 1033/16



art. 1038/16



art. 1038/20



art. 1000/22



art. 1001/25





MZ 350



lungo 32 mm

MZ 375



lungo 40 mm

MZ 310



lungo 50 mm

MZ 316



MZ 320



MZ 325



MSZ 322



MZ 420



MZ 425



VA 00126/20
VA 00126/25



MZ 230
also 40 mm (VA00126/40)



MV 0089/25 (30)



MV 089/40



MV 341/10



MV 088/15



MV 171/20



BS 01 - 12,7



BM 04 - 7,9



BM 04 - 15



BM 04 - 20



BM 04 - 25



BM 07



**BM 07 disponibile
also available:
mm 20
mm 15
mm 11**

BL 07 - 40



**BL 07
disponibile/
also available:
mm 20
mm 25
mm 30
mm 40**

BL 03



**BM 06 - 15
20 - 25**



**BL 06 - 25 also 30 mm
20**



MZ 306



25-30-40 mm



art. 4914
anello da 25 mm



RF 1695
anello da 25 mm



RF 1582 - 25 mm
anello girevole



RF 1548 - 20 mm
anello girevole

MOSCHETTONI CON BOCCOLA



VA 00340
girevole



VA 00237
girevole




VA 00429

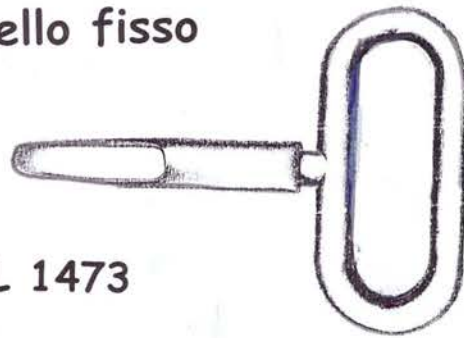


VA 00248

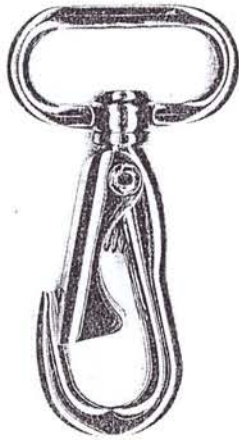
Moschettoni Moda



con anello fisso



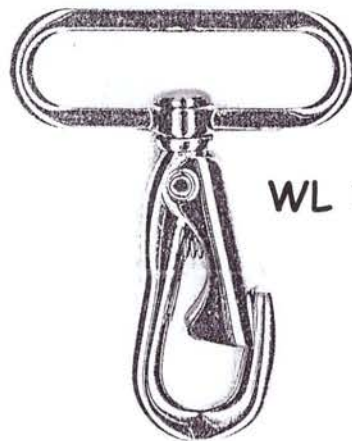
WL 1473



con anello girevole



WL 1834-25



WL 1835-40

WL 1836-50



PH 010



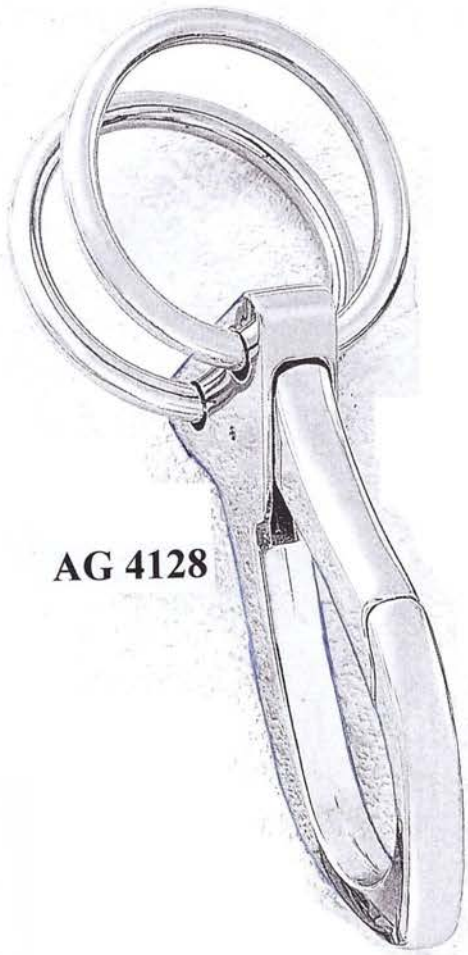
PH 037-D 20 mm



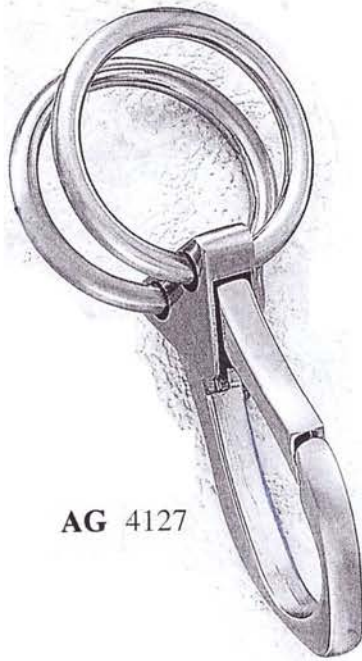
PH 037



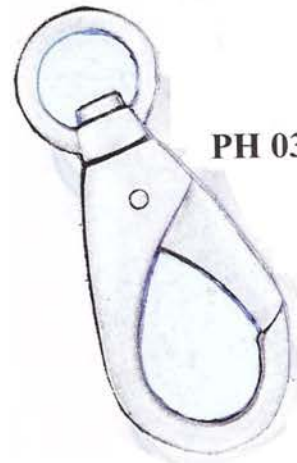
PH 038



AG 4128



AG 4127



PH 036

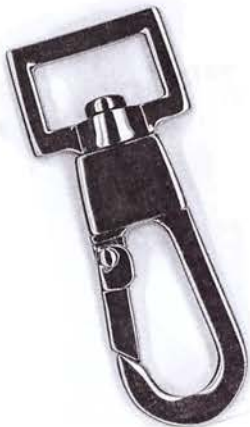
KH 8282



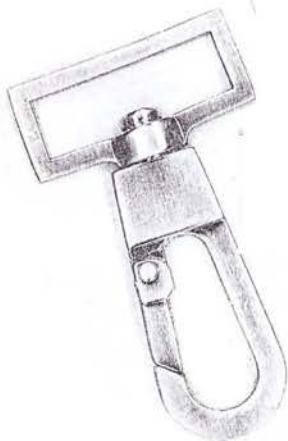
KH 8464




PH 022



**KC 1528/15
(KC 1527/20)**



**KC 0767/25
(KC 1508/40)**



WA 4016



WA 4017



MSZ 310



HF 159/23



MZ 33/20



MZ 31/M



MZ 31/A-17



MZ 31/25



MZ 52/25



MV 464/16



MV 464/25




VA 234/10



VA 318/15



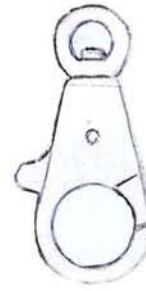
H 092/20



H 008/25



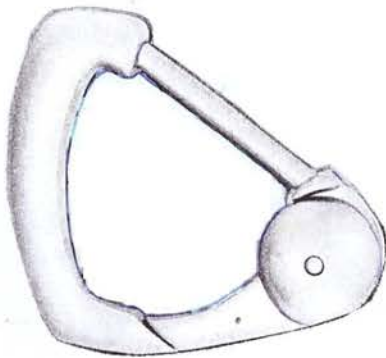
PH 035



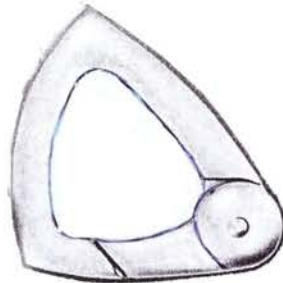
PH 034



KH 8852



PH 029



PH 028



PH 008



PH 009



PH 059



PH 060



PH 024



PH 080



PH 079



PH 069



PH 081



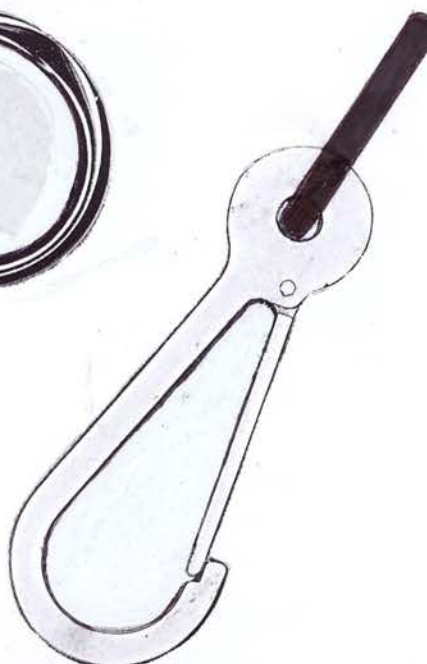
VA 174/15



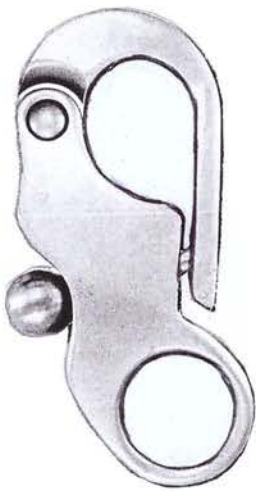
PH 088



PH 078



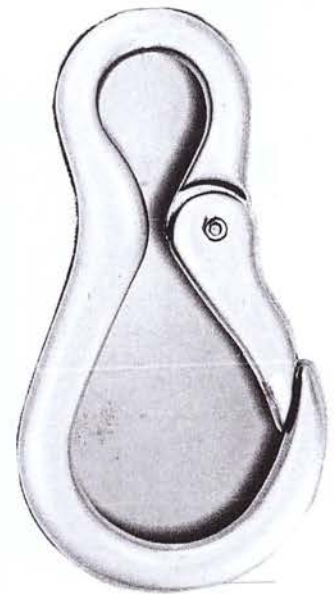
WA 3872



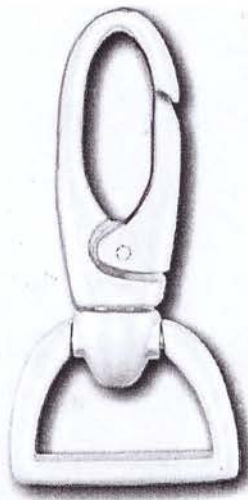
PH 026



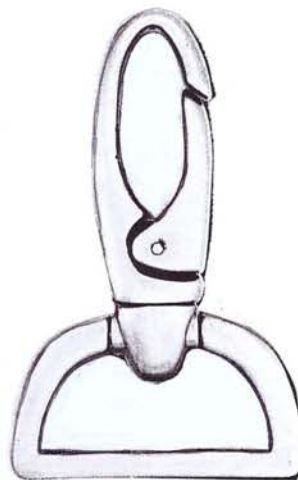
PH 039



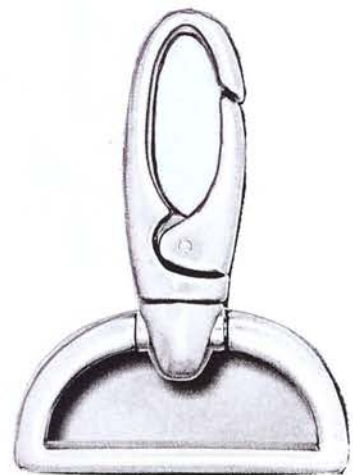
PH 042



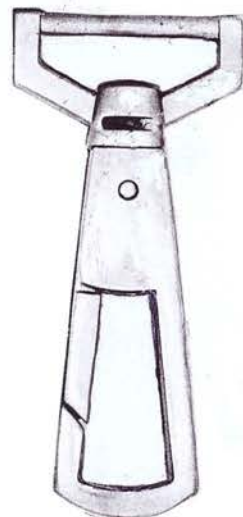
PH 021/25



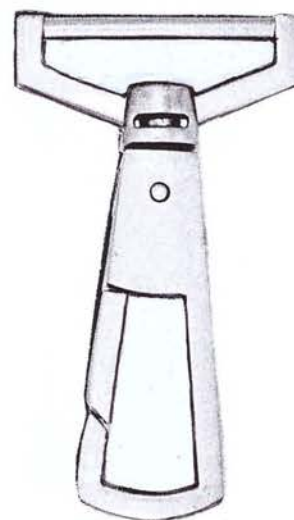
PH 045



PH 052



PH 048



PH 040

Anelli in zama



Disponibili anche altre dimensioni / available also other sizes

Modello Tondo filo tondo

MV 4409/S - 10x2



MV 2452 - 18x3



art. MV 2452
disponibile/available:
12 mm - 16 mm - 18 mm

MV 81 - 20x5



MV 81 - 25x4 / 25x4,5



MV 81 - 30x6



MV 81 - 30x8



MV 81 - 35x5,5



MV 81 - 40x6



ANZ 1012



leggero 30x4 mm
pesante 30x5 mm

Modello Tondo filo Piatto



ANELLI ZAMA



ANZ 1212/20



ancheraiso
ANZ 1212/30 mm

ANZ 1002/20



anche/also
ANZ 1002/25
ANZ 1002/30

ANZ 1135/20



Triangolo
2084/S - 15 mm
2083/S - 20 mm
2082/S - 25 mm

ANZ 1135/15



ANZ 1018



ANZ 1290/20



APRIBILI CON VITE:

MV 3388-S/15 mm
MV 3388-S/20 mm
MV 3388-S/25 mm



ANZ 1014/20



MV 1827/20 mm



MV 1828/25 mm



ANZ 1007/15



ANZ 1006/18



ANZ 1006/20



MEZZI ANELLI in ZAMA



ANZ. 1398/10



ANZ. 1398/15



ANZ. 1398/20



ANZ. 1398/25



MV 2787/20



MV 2787/25



MV 2787/30

MV 2787 disponibile anche/available also: 15 mm/ 40 mm


FILO TONDO SOTTILI



D 2926/20



D 2926/25



D 2926/30



FZ 28/12



FZ 28/15



FZ 28/20



FZ 28/25



FZ 28/30

MEZZI ANELLI in ZAMA

FILO PIATTO - FLAT



PD 133/20



PD 136/25



PD 316/30



ANZ 1355/20



ANZ 1355/30



ANZ 1359/25



ANZ 1131/30
anche/also
ANZ 1131/40
ANZ 1131/50



ANZ 1385/30



ANZ 1385/40



ANZ 1385/50



C 5513 - 16x9 mm
C 5573 - 10x6 mm



C 5457
20x13,5 mm
25x15,5 mm
30x17 mm



TR 200



TR 250



TR 300

ANELLI ZAMA



MV 3945/S
20x15x5



MV 2589/30 x6



MV 2589/40 x6



ANZ 1313/20




ANZ 1313/25



ANZ 1313/30

SCORREVOLI ZAMA




SCZ 216/30




SCZ 216/35



SCZ 238/30



SCZ 238/40



SCZ 251/40

SCORREVOLI ZAMA



SCZ 207-15 mm



SCZ 207-20 mm



SCZ 207-25 mm



SCZ 229 -25 mm




SCZ 229 -30 mm




SCZ 229 -40 mm



D 0722 - 20 mm



D 0722 - 25 mm



D 0722 - 30 mm



SCZ 269/30



SCZ 269/40



SCZ 230/50

ARTICOLI per GUINZAGLI



**art. 987 - mm 61/13
ZAMA**



**art. 987 - mm 76/13
ZAMA**



**art. 987 - mm 82/16
ZAMA**



**art. 683 - mm 65/10
OTTONE**



**art. 48 - mm 82/21
OTTONE**



**art. 682 - N 1
OTTONE**



**art. 685
OTTONE**

Anelli in OTTONE



art. 36 - mm 27



art. 36 - mm 32



art. 36 - mm 35



art. 36 - mm 38

TIRALAMPO



TL 15



TL 17



TL 23



TL 24



TL 31



TL 34



TL 41



TL 45



TL 50



TL 58



TL 81/10x2



KD 4039



DA 015

TIRALAMPO "PERSONALIZZATI"



TL 31



TIR 1306



TIR 1311



TL 31

SI REALIZZANO TIRALAMPO PERSONALIZZATI A DISEGNO



KA 0859 A



KA 0852 A

HF 1095



KA 1006-A



HF 1124



PX 231



PX 228



WA 3930



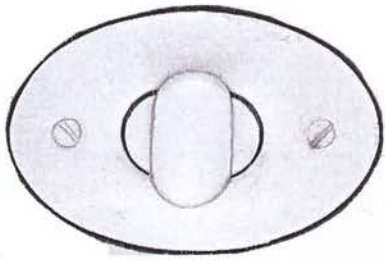
WA 3918 - art. VA 179

35x25 mm




WA 3919 - art. VA 178

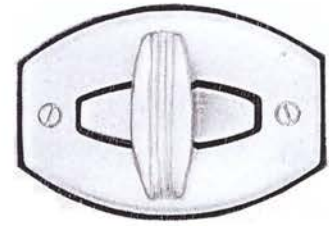
40x30 mm



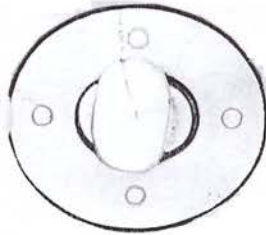
PX 257



HF 565-1




PX 235




PX 259



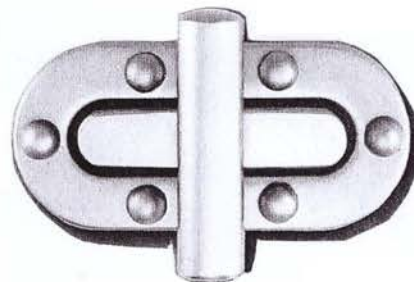
HF 966




MF 162



HF 593



PX 286



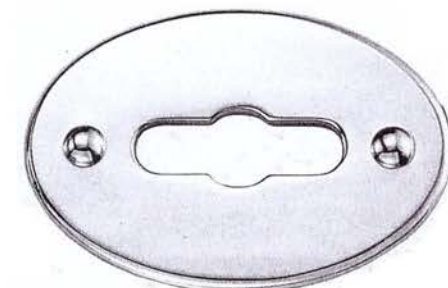
PX 199



HF 1116



GIR 158



HF 845



GIR159



GIR160



GIR162



GIR164



GIR167



GIR173



GIR140




GIR175



GIR148/1



GIR148/N



GIR 148



GIR 171



CHU173

MAGGETTE



STECHE PER BORSE



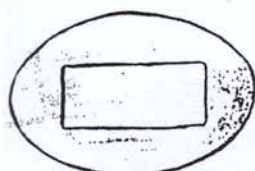
GIRELLI IN FERRO



Art. 220



Art. ME

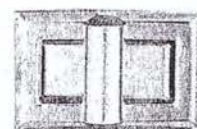


ME 1



ME 2

Art. 512



Chiusura



art. 199



M/1112/2



M/1280/1



PX 076
KA 0657-A



WA 3617



WL 0992

PASSANTE
WA 3833




KD 2950/20




KD 2950/15



PX 157




PX 237



PX 247



PX 248



PX 258



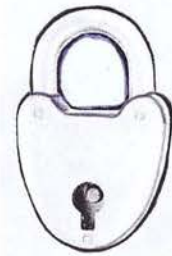
WA 4070



WA 4075



WL 1658



PX 241




KA 0988-A



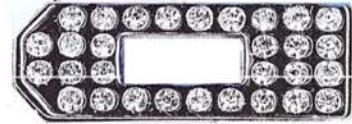
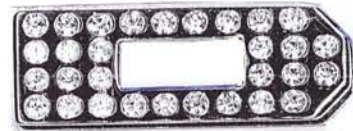
KA 0966-A




PX 292




PX 249



*CHIUSURE tipo HERMES
con STRASS*



WA 3998



WA 3989

LUCCHETTI con strass



WA 3996




WA 4002

TARGHETTE ZAMA



E' possibile la personalizzazione con laser o incisione
It's possible to personalize items with laser or engraving



TAR 1383

60x10 mm



TAR 1389/P

38x10 mm

TAR 1312



TAR 1329/P

40x25 mm



TAR 1329

48x30 mm



TAR 1342

58x35 mm




GUZ 7613



GUZ 7613/P



GUZ 3869



GUZ 7566/N - diam.28 mm



CUORE
 GUZ 3873

TARGHETTE ZAMA CON ALETTE



TAR 1357/P1 35x15 mm



TAR 1357/P 39x20 mm



TAR 1357 48x26 mm



TAR 1278 27x13 mm



TAR 1279 33x22 mm



TAR 1230 40x27 mm



TAR 1394 25x25 mm



TAR 1321 45x28 mm



TAR 1232 38x10 mm



TAR 1423 55x15 mm



GUZ 3460/1 45x7,5 mm

**REALIZZIAMO TARGHETTE DI TUTTE LE DIMENSIONI/FORME
WE CAN MAKE DIFFERENT SHAPE/DIMENSION**

PONTICELLI ZAMA



PAZ 206/15 mm



PAZ 206/20 mm



PAZ 208/25 mm



PAZ 206
anche/also 25 mm

PAZ 207/20 mm



PAZ 329/30 mm



PAZ 216/25 mm



PAZ 270/15 mm



PAZ 303/1-18 mm



art. 2008/20 mm



PAZ 264



PAZ 262



PAZ 230 (30 mm)



(disponibile anche da 25 mm PAZ 230/P)

TUC IN FERRO



TUC 225
17x24 mm



TUC 165
24x31 mm



TUC 192
29x28 mm



TUC 226
24x34 mm



TUC 201
34x37 mm



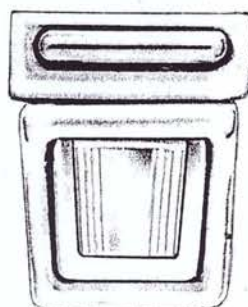
TUC 182
49x46 mm



TUC 227
42x41 mm



TUC 195
60x50 mm



TUC 198
30x40 mm



TUC 55
41x46 mm

TUC 228
42x41 mm



TUC 183
49x46 mm



CHIUSURE ZAMA MODA

CHU 175/G



circa 55x30 mm

CHU 175



circa 40x28 mm

CHU 166



circa 55x25 mm

CHU 170



circa 50x40 mm

CHU 164



circa 75x15 mm

TUC 510



circa 35 mm

CHU 135



circa 45 mm

TUC 524 - SCALARE



circa 40 mm

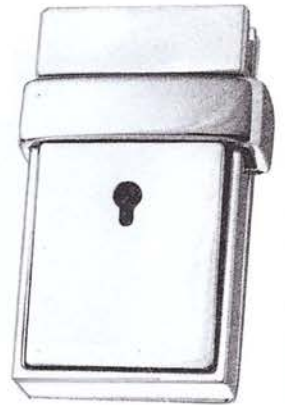
SERRATURE MODA



PX 124



PX 098



HF 538




HF 434




PX001



PX027



PX 200




PX 133



HF 625



KA 0993/A



PX026




PX103




PX021




PX022



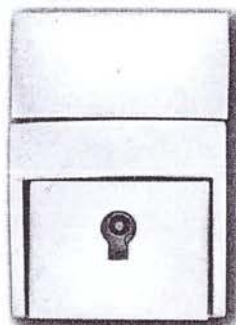
PX117




PX037




PX134.



PX129




PX146



PX046



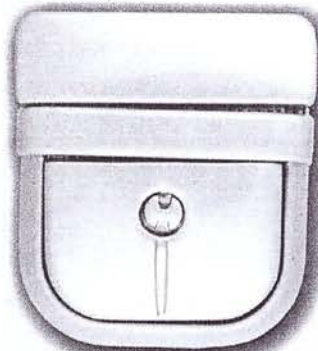
PX123



PX024



PX128



PX019



PX143



PX074



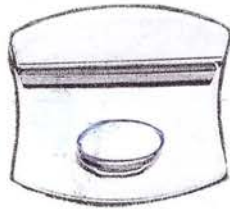
PX053



HF 406



HF 457



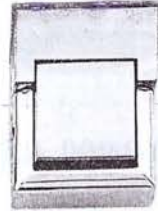
KA 0994-A



WL 1078
D 259



WA 3935



HF 577



PX 118



PX 111



PX 032



PX 110



PX 068




PX 100



S 3683
(HF 425)




PX 023



HF 582



HF 607



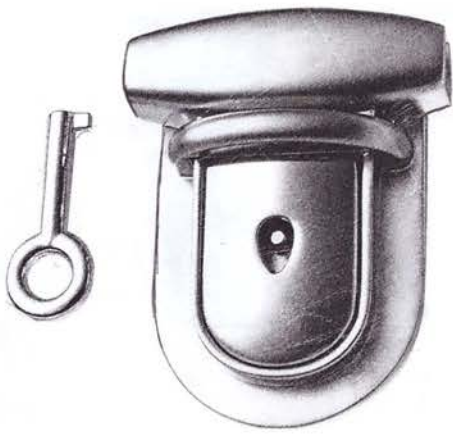
HF 795



HF 213



HF 517




WA 3938



HF 529



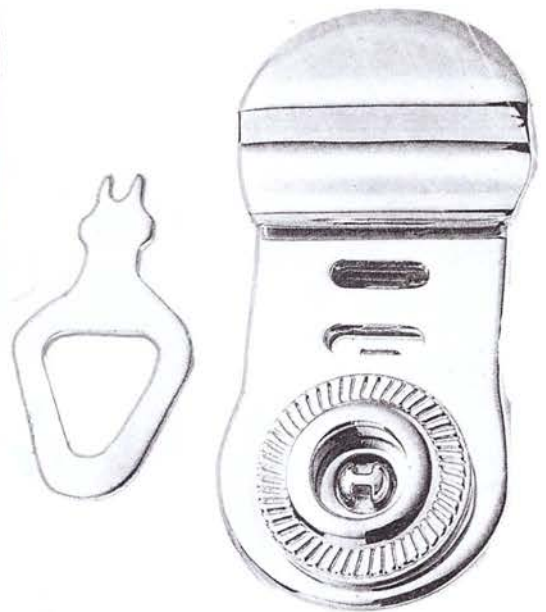
PX 139



PX 010




PX 018




HF 272



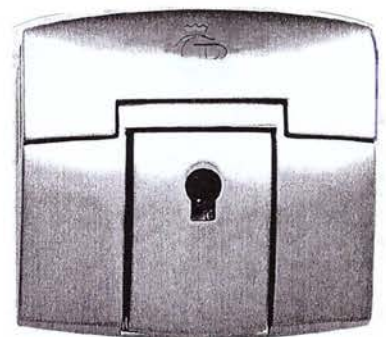
HF 268




WA 3486



WA 3855



HF 226




HF 210



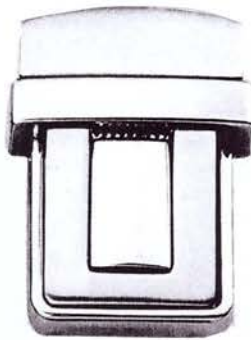
PX 251



HF 198




HF 527



HF 590




HF 955



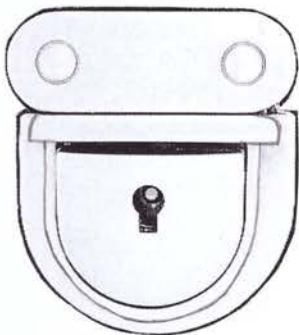
HF 528



WA 3873 (PX 293)




HF 586




PX 260



PX 261




PX 194



HF 618
(HF 739)



HF 720-1



HF 591



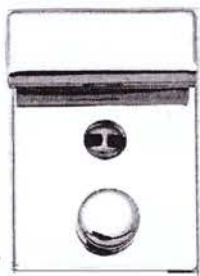
HF 764




HF 606




HF 969




HF 328




HF 327



HF 253




HF 257




HF 255



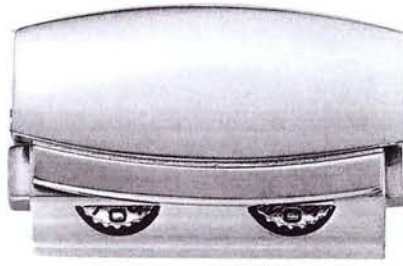
HF 766




HF 574




HF 478



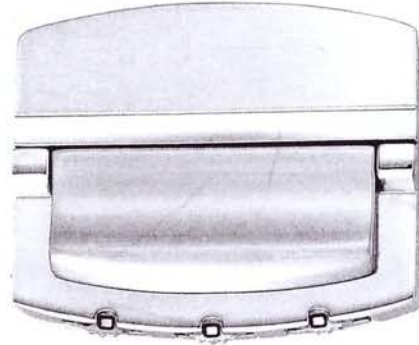
HF 643



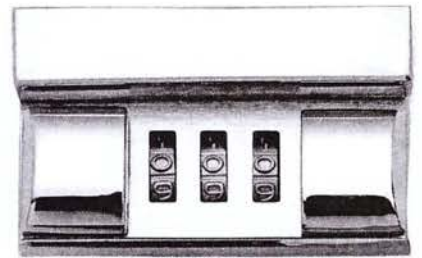
HF 353



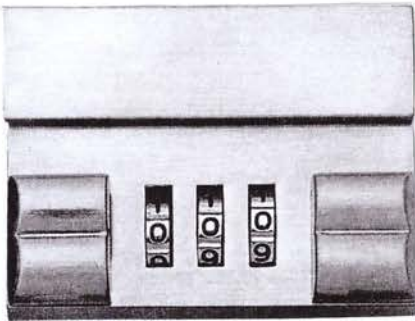
HF 477




HF 669




HF 348




HF 349




HF 732




HF 886



HF 882

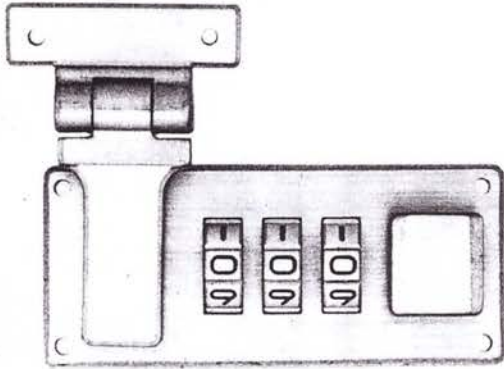


HF 792

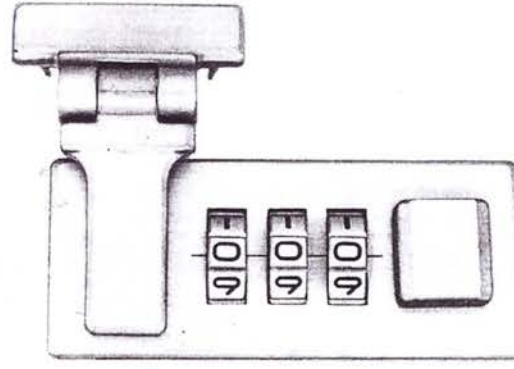
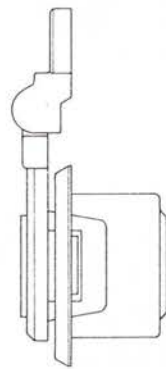


HF 885


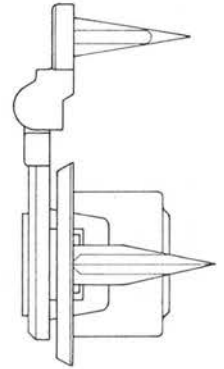
SERRATURE



TC 506/T




TC 506/G



HF 1174



HF 1126



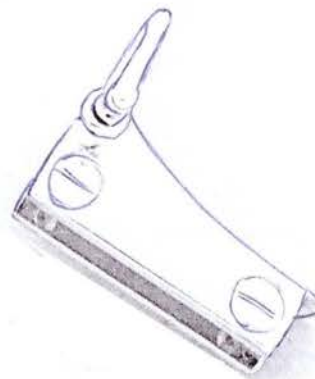
HF 439



ATZ 666/25



S 22080



S 22309



HF 873

FIBBIE IN ZAMA



MV 2595/10



MV 2541/14

disponibile anche
available also:
MV 2541/12
MV 2541/14
MV 2541/15
MV 2541/18



MV 2986/12



F/25945/10



FIZ 2487/10



MV 3427/S -14



MV 3419/S-20



MV 3401/S-10



MV 3407/S-15



MV 3415/S-20



MV 1868/15

MV 1868/15
MV 1868/20
MV 1868/25



MV 1923/15

MV 1923/15
MV 1923/20
MV 1923/25
MV 1923/30

FIBBIE IN ZAMA



FIZ 2467/10



FIZ 2467/14



FIZ 2467/16



FIZ 2467/20



FIZ 2467/30



FIZ 2563/10



FIZ 2563/15



FIZ 2563/20



FIZ 2563/25



MV 2906/15



FIZ 2798/20



MV 1351/25

disponibile anche
available also:
MV 1351/20
MV 1351/25
MV 1351/30



MV 1926/20



FIZ 3113/20



FIZ 2316/15



FIZ 2667/14



FIZ 3251/10




FIZ 2588/20




MV 2524/15


**disponibile anche
available also:
MV 2524/15
MV 2524/25**



Art. 3849/15



Art. 3849/20




Art. 3849/25



F 20287/10




F 20287/15



F 20287/20


Fibbie a rullo in zama



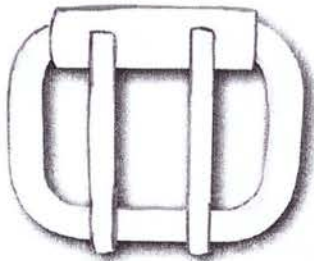
BO168 (27.5mm)



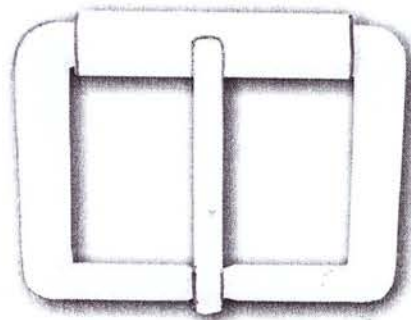
BO166 (35mm)



BO167 (45mm)

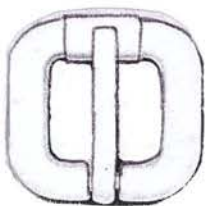


BO112 (31mm)

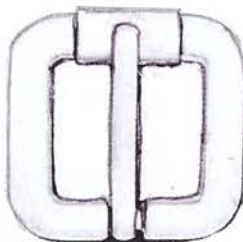


BO155 (38.4mm)

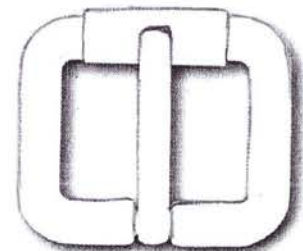
Fibbia rullo zama PESANTI



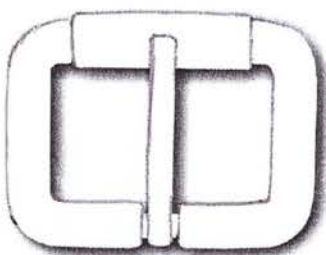
15 mm



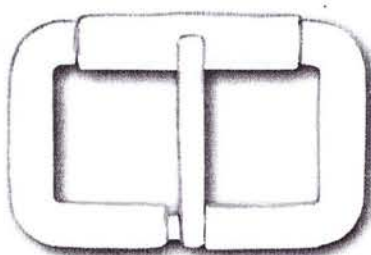
20 mm



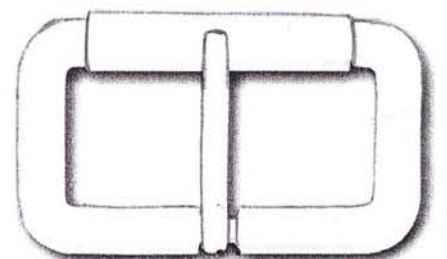
25 mm



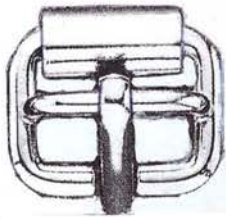
30 mm



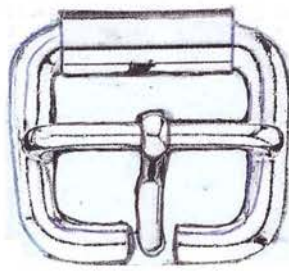
35 mm



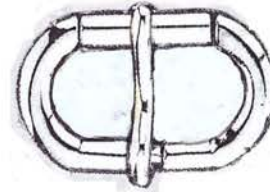
40 mm



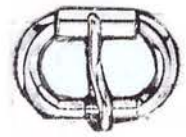
KB 0501



KB 0521



KB 0506



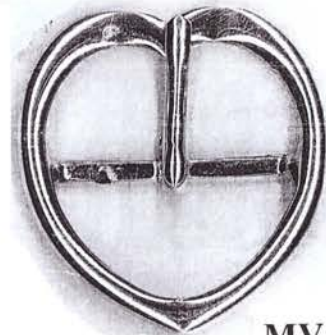
KB 0505




KB 0522



KB 0519



MV 2860/30



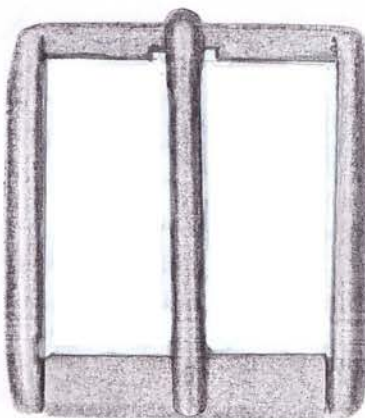
F 55305/30



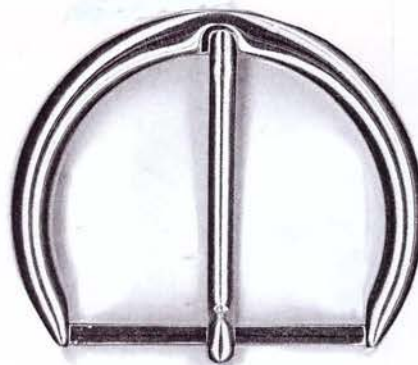
F 55305/20



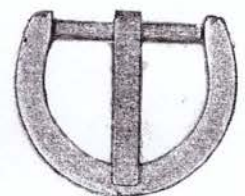
F 16028/14



F 31849/40




FIZ 3190/40

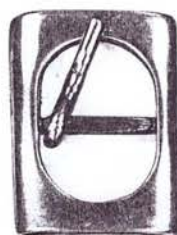


F 31619/20

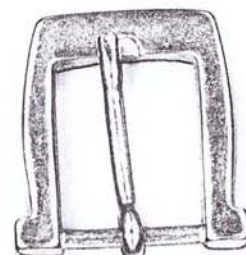
FIBBIE IN ZAMA




MV 1925/30 (25)



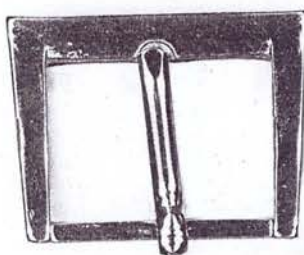
MV 1924/15 (12)



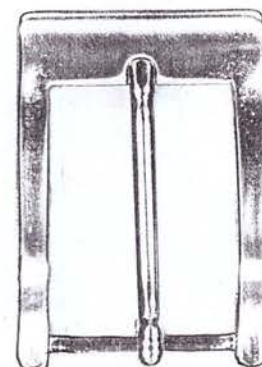
MV 1922/20 (25)



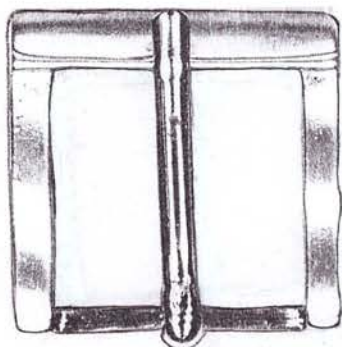
MV 1923/25 (15-20-30)



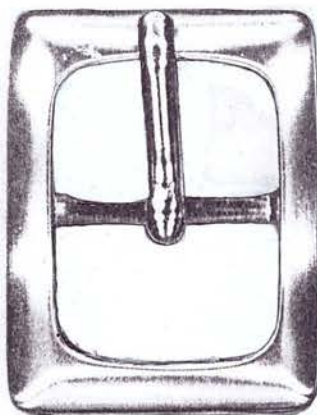
MV 1926/30 (15-20-25)



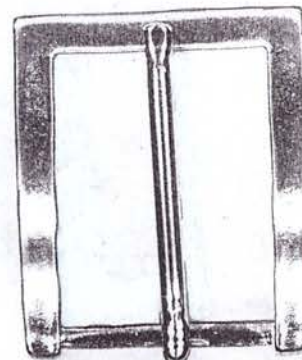
MV 1957/25




MV 1955/35



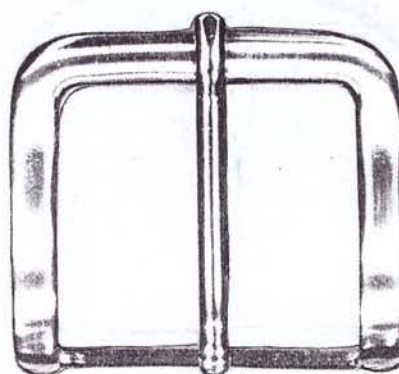
MV 1959/30



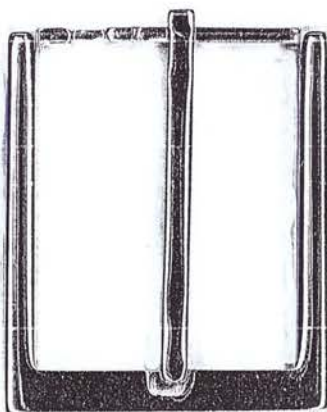
MV 1956/30




MV 1953/40




MV 1954/40




BO 301/35




BO 300/35



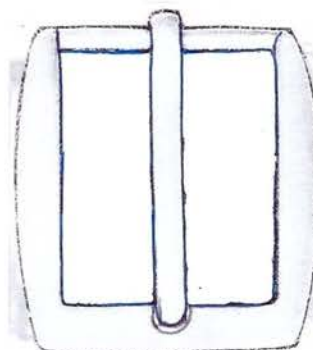
BO 297/35




BO 311/30




BO 315/35



BO 310/30




F 22824/80



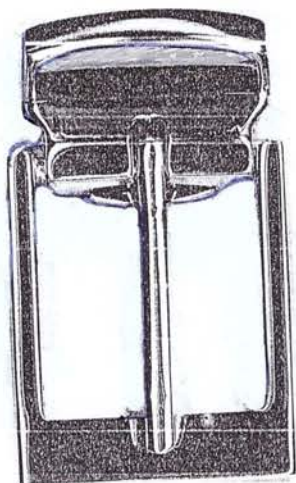
F 22802/80



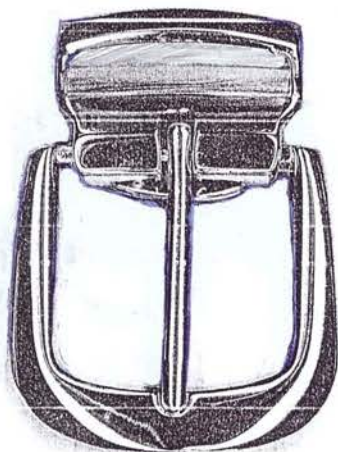
F 22822/80



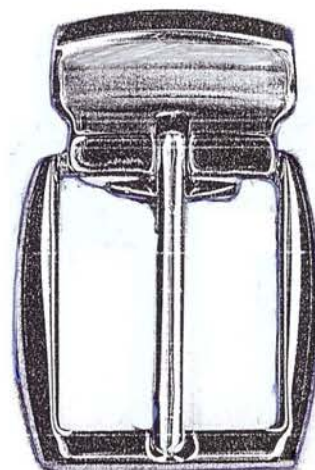
F 22653/40
(50)



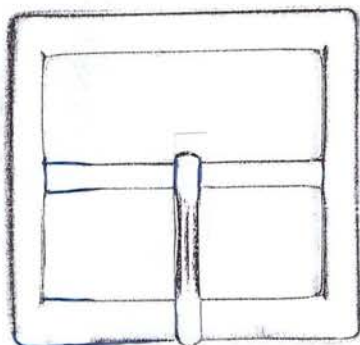
BO 325/30




BO 323/30



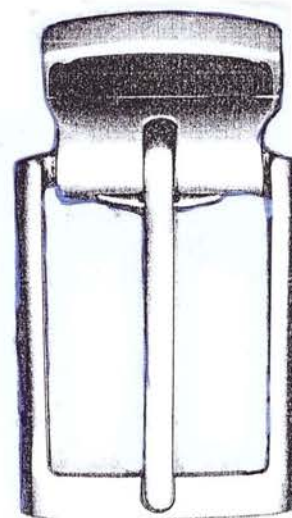
BO 324/30



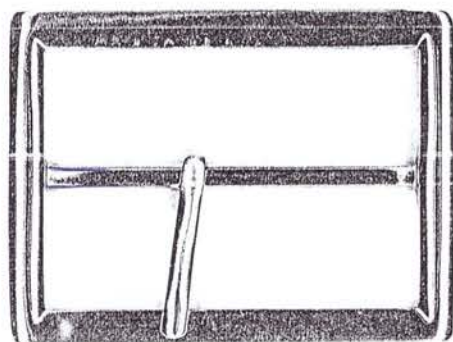
BO 335/38




BO 372/40



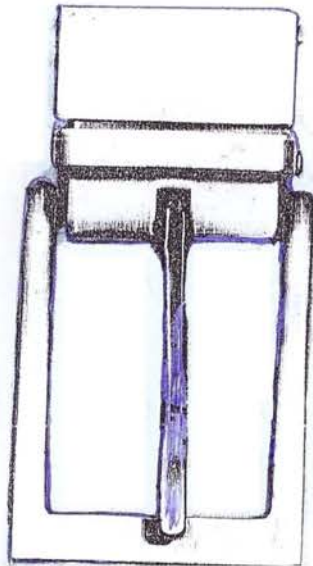
BO 327/30




BO 378/50



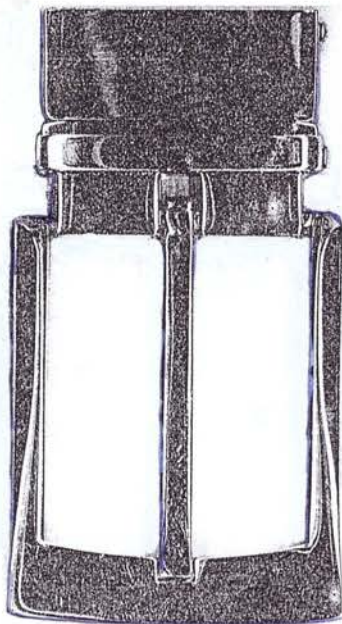
BO 356/50



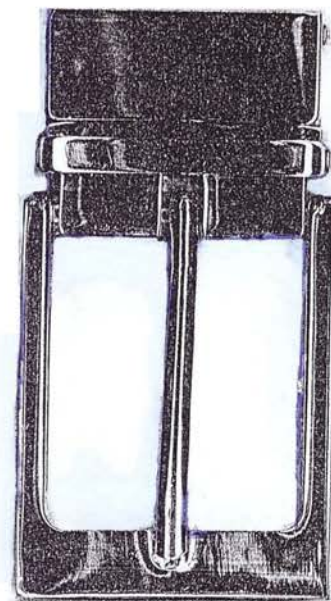
BO 333/30



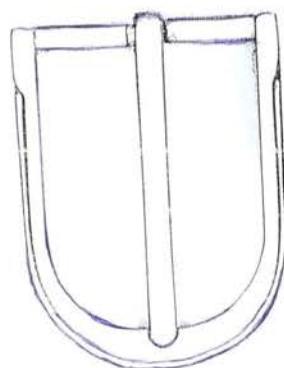
BO 320/30



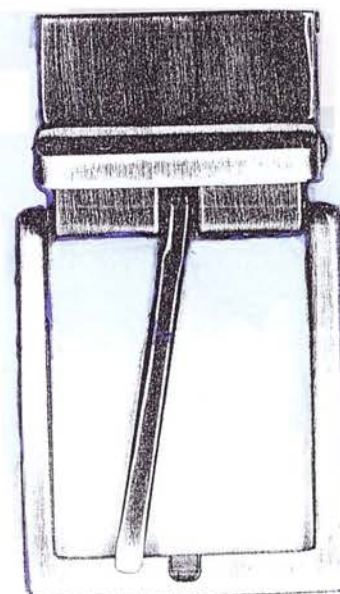
BO 385/35



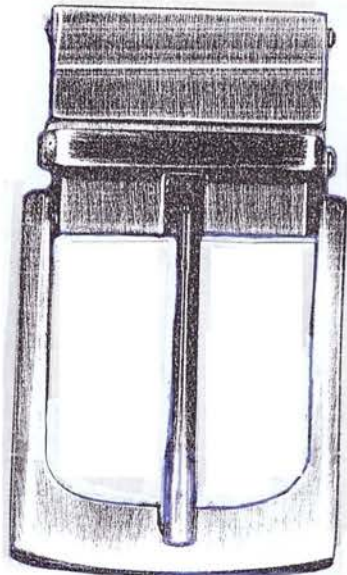
BO 384/35



BO 312/30



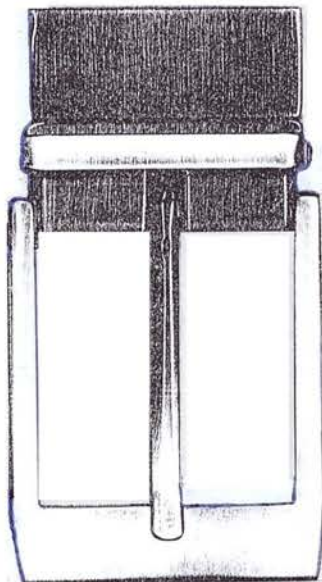
BO 386/35



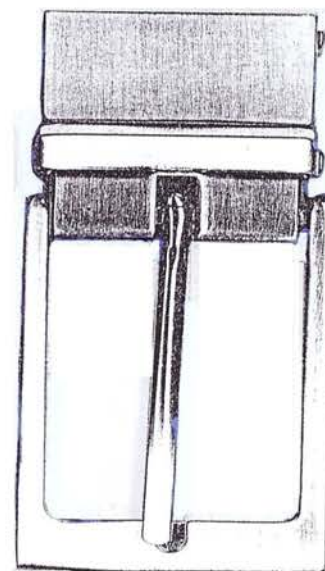
BO 340/35



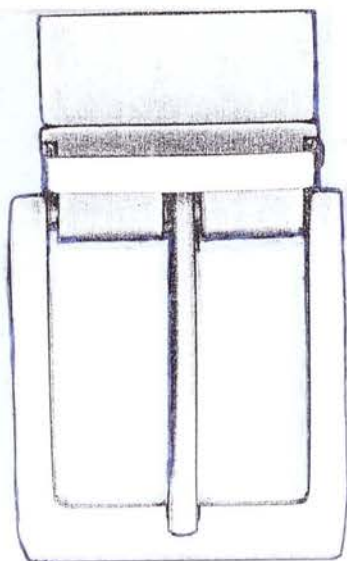
BO 318/35



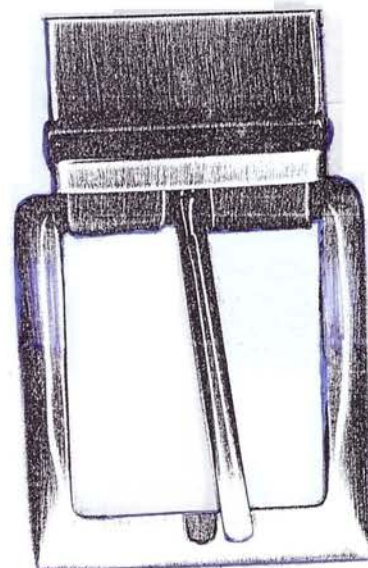
BO 342/35



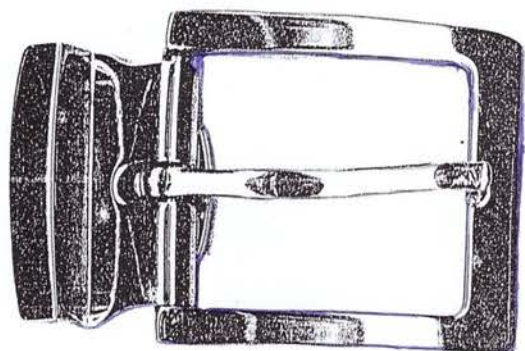
BO 341/35



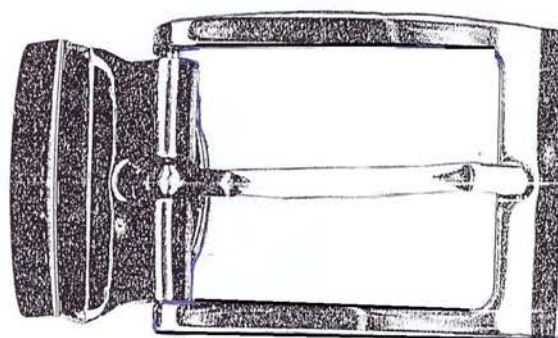
BO 344/35



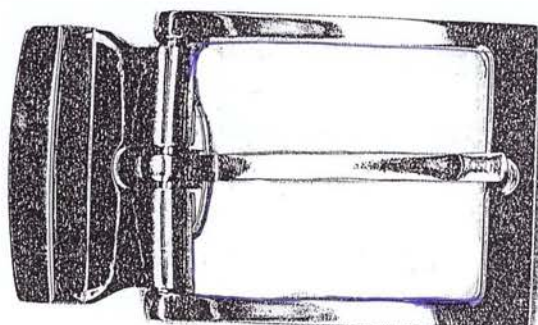
BO 343/35



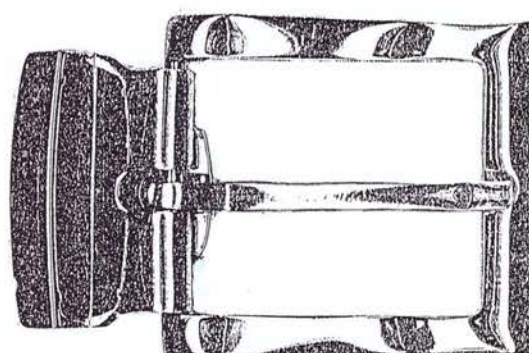
BO 346/35



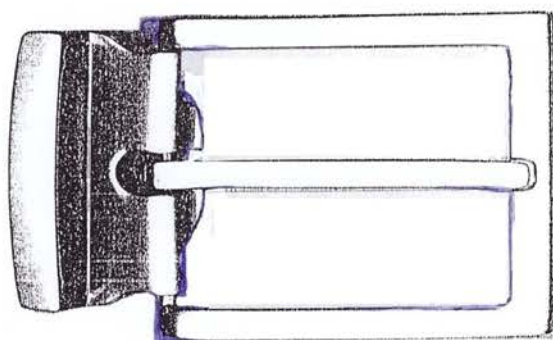
BO 350/35



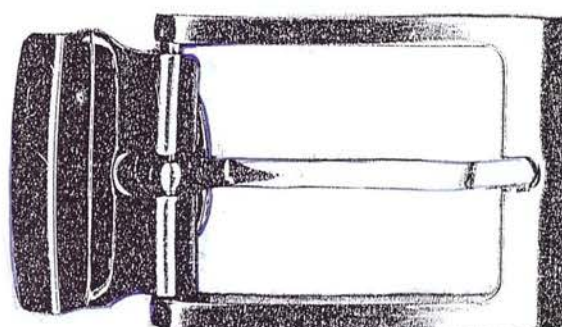
BO 347/35




BO 351/35




BO 348/35



BO 352/35



BO 349/35

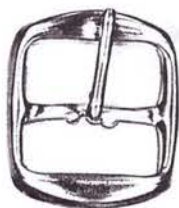


BO 353/35

FIBBIE IN FERRO



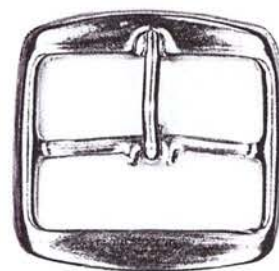
288/10



288/18



288/25



288/30



P 288/12




P 288/18



P 288/25



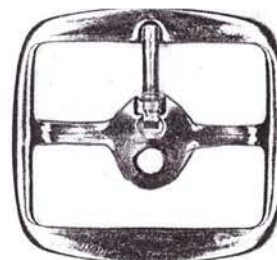
P 288/30



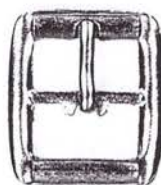
PF 299/20



PF 299/25




PF 288/30



293/14



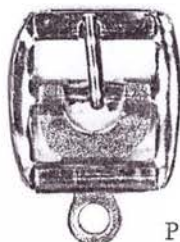
293/20



295/16



P 293/10




P 293/16



OLGO 26


PASSANTI




PAS/30 10x3



PAS/40 10x3



PAS/20 5x2.5



PAS/20
6x3 ALTO



PAS/25
6x3 ALTO



PAS/30
6x3 ALTO



PAS/35
6x3 ALTO



PAS/40 6x3 ALTO



PAS/50 6x3 ALTO



PAS/20
8x3 ALTO



PAS/25
8x3 ALTO



PAS/30
8x3 ALTO



PAS/35
8x3 ALTO



PAS/40 8x3 ALTO



PAS/50 8x3 ALTO

GANCI



G 28



G 29



G 31



G 32



G 32 E



G 34



728 (G37)



G 39 R



G 39 T



G 39 RC



G 39 TC



G 74



G 75



G 11



G 63 R



G 63 T



G 63 RC



G 63 TC



G 60



G 61



G 62



G 42



G 43



G 43 C



G 44



G 44 C



G 49



G 50



G 51



G 52



G 47



G 59



G 64



G 97



G 72



G 94



G 96



G 98 S



G 98 D



G 99



G 67 F



R 33



195



196



198



200




Rondella
per gancio

38/70/70
Rondella 4,5x9


COLONNINE




WA 3864



PC086




MV 20/22




PC026


CERNIERE



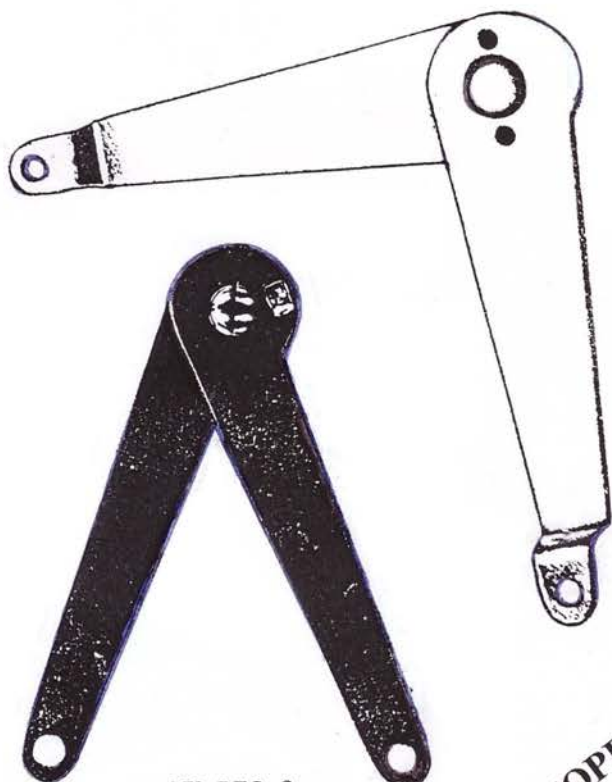
H 1030



H 3365




H 3343




MV REG 2

CERNIERE IN ZAMA pulimentate




WA 1783



WA 1782

REGGICOPERCHI

Cerniere a molla



Vite



Dado

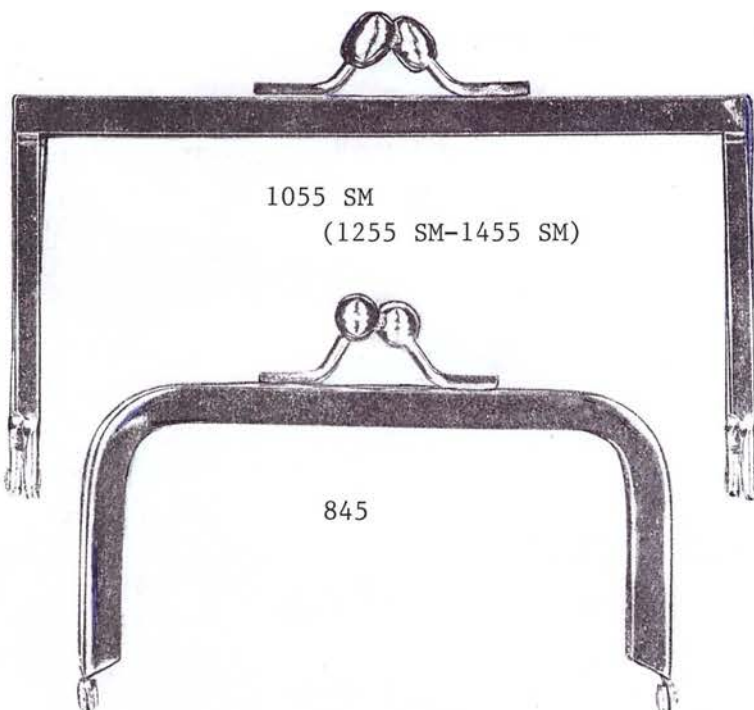
MANIGLIE DA RICOPRIRE




MA 1 su salpa

In sughero

CERNIERE PER BORSELLINI



PROFILI




4 7 12 18 22 25 30

(anche nelle misure mm. 3,5,6,8,10,
15,20,24,28,35)

**Disponibili nei colori
nero, bianco e beige**

PROFILI SAGOMATI



100 103 104 109 113 114

CERNIERE LAMPO NYLON



tipo "3" rotoli da 300 mt
tipo "5,8" rotoli da 200 mt

su richiesta possibili anche altre dimensioni

NASTRO PER TRACOLLE



COLORI VARI
Rotoli da 100 mt

nastro POLIESTERE da 10-15-20-25-30-40-50 mm

Su richiesta disponibile anche nastro COTONIERO

DISPONIBILE ANCHE NASTRO CANETE'

CONI FILO



Filato poliestere alta tenacità

Titoli / mt a spola
40/3 - 3.000 mt
30/3 - 2.500 mt
20/3 - 1.500 mt

COLORI VARI

VELCRO

Colori vari
rotoli da 25 mt




mm 16-20-25-30-40-50-100
disponibile anche velcro ADESIVO

RICAMBI - TOOL SET




Per chiusure magnetiche a rivetto e a macchina
Magnetic snap rivet assembly and mechanical assembly

RIVETTO



4

PARTICOLARE SUPERIORE




1

MACCHINA




TESTA RIVETTO

PIASTRINA



pelle/leather

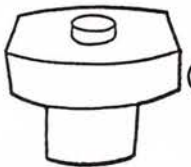


pelle/leather



CM FEMMINA

CM MASCHIO



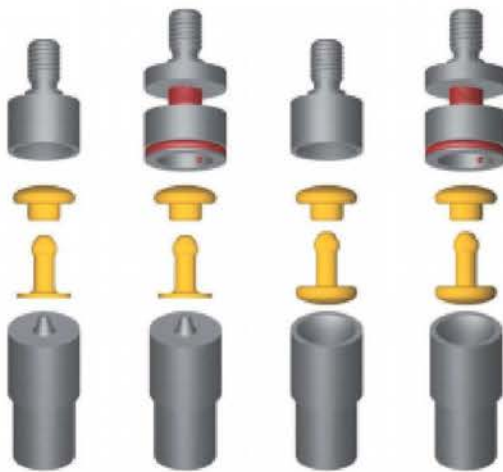
2

PARTICOLARI INFERIORI

3



Per rivetti/occhielli - Rivets/eyelets



Matrici superiori

Matrici inferiori

Fustelle superiori per forare



a sfera



Base in ottone



TORCHIETTI



N. 2

Profondità 85 mm



N. 4

Profondità 125 mm



N. 3

Profondità 95 mm





N. 5

Profondità 135 mm



TORCHIO A LEVA

MACCHINA per ricoprire BOTTONI



MATRICE